

CURRENT POPULATION SURVEY,

MARCH 1982

TAPE

TECHNICAL DOCUMENTATION

CURRENT POPULATION SURVEY, MARCH 1982

TAPE

TECHNICAL DOCUMENTATION

Washington, D.C.

1982

U.S. DEPARTMENT OF COMMERCE

Malcolm Baldrige, Secretary  
Guy W. Fiske, Deputy Secretary  
Robert G. Dederick, Under Secretary for Economic Affairs (Designate)

BUREAU OF THE CENSUS

Bruce Chapman, Director

BUREAU OF THE CENSUS

Bruce Chapman, Director  
C. Louis Kincannon, Deputy Director

DATA USER SERVICES DIVISION

Michael G. Garland, Chief  
Marshall L. Turner, Jr., Assistant Chief  
for User Services

ACKNOWLEDGMENTS

mentation was prepared within the Data Access and Use Staff, under the of James P. Curry, Chief, and Barbara J. Aldrich, Chief of its Information Section. Annette J. Ralston was the coordinator for this ted by Joann M. Sutton and Barbara Shugart. Other assistance was by Ronald Tucker and Thelma Varhach of the Current Population Surveys mographic Surveys Division.

\* \* \* \* \*

should be cited as follows:

rent Population Survey, March 1982 [machine-readable data file] / ted by the Bureau of the Census for the Bureau of Labor Statistics. -- ington: Bureau of the Census [producer and distributor], 1982.

ical documentation should be cited as follows:

rent Population Survey, March 1982 Tape Technical Documentation / red by Data User Services Division, Data Access and Use Staff, Bureau e Census. -- Washington: The Bureau, 1982.

\* \* \* \* \*

For additional information concerning the tape, contact Data User Services Division, Customer Services (Tapes), Bureau of the Census, Washington, D.C. 20233. Phone: (301) 763-4100.

For additional information concerning the technical documentation, contact Data User Services Division, Data Access and Use Staff, Bureau of the Census, Washington, D.C. 20233. Phone: (301) 763-2074.

For additional information concerning the subject matter of the file, contact Demographic Surveys Division, Current Population Surveys Branch, Bureau of the Census, Washington, D.C. 20233. Phone: (301) 763-2773.

UPDATE INFORMATION

. information concerning this file may be available at a later date.  
sh to receive the documentation supplements, please fill out the  
coupon and mail to:

Data User Services Division  
Data Access and Use Staff  
Bureau of the Census  
Washington, D.C. 20233

\* \* \* \* \*

le: Current Population Survey, March 1982

nd me any information which might become available later concerning the  
ad.

is:

# TABLE OF CONTENTS

## Current Population Survey, March 1982

Abstract.....	1
Overview	
CPS Sample.....	5
Relationship of Current Population Survey File to Publications.....	6
Questionnaire Coverage.....	7
File Structure.....	7
Geographic Limitations.....	10
Weights.....	10
Earnings Data.....	11
Changes in Current Population Survey Weighting	
Change in Race Categories Used for Controlling Independent Population Estimates.....	13
March CPS Labor Force Estimates.....	13
Introduction of 1980 Decennial Census Population Controls.....	13
Impact of Processing Changes.....	14
Recent Changes In Current Population Survey Concepts	
Concepts on Families.....	15
Concepts on Individuals.....	16
Summary of Changes in Definitions and Terminology for Presentation of Household and Family Data.....	19
Changes In the Data Dictionary Since 1981.....	21
Data Dictionary Index	
Household Record Index.....	23
Family Record Index.....	24
Person Record Index.....	26
How to Use the Data Dictionary.....	31
Data Dictionary.....	33
Glossary	
Geographic Concepts.....	111
Subject Concepts.....	113
Questionnaire Facsimiles	
Facsimile of Basic Questionnaire.....	131
Facsimile of March Supplement Questionnaire.....	137

## APPENDICES

### Appendix A - Industry Classifications

A1 - Industry Classification (3-digit).....	149
A2 - Detailed Industry Recodes (01-51).....	156
A3 - Major Industry Recode (01-20).....	158

### Appendix B - Occupation Classifications

B1 - Occupation Classification (3-digit).....	159
B2 - Detailed Occupation Recodes (01-44).....	169
B3 - Major Occupation Group Recodes (01-13).....	171

### Appendix C

Selected Tables from the Current Population Survey, March 1982.....	173
--	-----

Appendix D - Matching of March CPS files.....	183
---	-----

## ABSTRACT

Current Population Survey, March 1982  
[machine-readable data file] / conducted  
by the Bureau of the Census for the Bureau  
of Labor Statistics. --Washington: Bureau  
of the Census [producer and distributor],  
1982.

### TYPE OF FILE:

Microdata; unit of observation is individuals, families, and households.

### UNIVERSE DESCRIPTION:

The universe is the civilian noninstitutional population of the U.S. living in housing units and male members of the Armed Forces living in civilian housing units on a military base or in a household not on a military base. A probability sample is used in selecting housing units.

### SUBJECT-MATTER DESCRIPTION:

This file, also known as the Annual Demographic File, provides the usual monthly labor force data, but in addition, provides supplemental data on work experience, income, and migration. Comprehensive information is given on the employment status, occupation, and industry of persons 14 years old and over. Additional data for persons 15 years old and older are available concerning weeks worked and hours per week worked, reason not working full time, total income and income components, and residence on March 1, 1981. The data on employment and income refer to the preceding year, although demographic data refer to the time of the survey.

This file also contains data covering nine noncash income sources: food stamps, school lunch program, employer-provided group health insurance plan, employer-provided pension plan, personal health insurance, Medicaid, Medicare, CHAMPUS or military health care, and energy assistance.

Characteristics such as age, sex, race, household relationship, and Spanish origin are shown for each person in the household enumerated.

### GEOGRAPHIC COVERAGE:

State of residence is uniquely identified as well as census geographic division and region. The 34 largest SMSA's, based on 1970 ranking, and 10 selected SMSA's are also uniquely identified. Within confidentiality restrictions, indicators are provided for SMSA/nonSMSA, central city/noncentral city, farm/nonfarm, and SMSA size.

### TECHNICAL DESCRIPTION:

FILE STRUCTURE: Hierarchical.

FILE SIZE: 300,388 logical records; record size is 390 characters

FILE SORT SEQUENCE: State code, then SMSA rank code.

REFERENCE MATERIALS:

"Current Population Survey, March 1982 Tape Technical Documentation" (this document). The documentation includes this abstract, pertinent information about the file, a glossary, industry and occupation classification codes, and a data dictionary. One copy accompanies each file order. When ordered separately, it is available for \$5 from Data User Services Division, Customer Services (Tapes), Bureau of the Census, Washington, D.C. 20233.

RELATED PRINTED REPORTS:

Data from the March Current Population Survey are published most frequently in the Current Population Reports P-20 and P-60 series. (See page 6.) Two of these reports are listed below. Forthcoming reports will be cited in the Monthly Product Announcement and Bureau of the Census Catalog.

Current Population Reports. "Money Income and Poverty Status of Families and Persons in the United States: 1981." (Advance Report). Available from Superintendent of Documents, U.S. Government Printing Office, Washington, D.C. 20402. GPO Catalog No. C3.186:P-60/134. \$3.00.

Current Population Reports. "Characteristics of Households Receiving Selected Noncash Benefits: 1981." (Advance Report). Tentatively scheduled to be available in August from Superintendent of Documents, U.S. Government Printing Office, Washington, D.C. 20233. GPO Catalog No. C3.186:P-60/135.

For your convenience in ordering reports, a GPO order form is on the following page.

RELATED MACHINE-READABLE DATA FILES:

A public use edition of the Current Population Survey, March file is available for each year since 1968. Some non-March data are also available from 1968 to present. For more information, request the Data Developments on the Current Population Survey from Data User Services Division, Customer Services (Tapes), Bureau of the Census, Washington, D.C. 20233.

FILE AVAILABILITY:

The file may be ordered from Data User Services Division using the Customer Services order form for tapes on the following page. When ordering, please refer to file number Cu CPS 82 003. This file is available with the technical options listed below at a cost of \$140 per reel.

	<u>Reels</u>	<u>Cost</u>
9 channel, 1600 bpi (EBCDIC or ASCII)	3	\$420
9 channel, 6250 bpi (EBCDIC or ASCII)	1	\$140



## OVERVIEW

### The Current Population Survey

The Current Population Survey (CPS) is a household sample survey conducted monthly to provide estimates of employment, unemployment, and other characteristics of the general labor force, of the population as a whole, and of various subgroups of the population. The CPS was initially designed to produce timely and reliable sample estimates of labor force data at the United States level each month. Expanding needs for additional current data by Government and other users were met by adding questions to the monthly interview.

The CPS provides a large amount of detail on the economic status and activities of the population. It is the only source of monthly estimates of total employment (farm and nonfarm, self-employed, unpaid workers, wage and salary employees), occupation of workers and industry of employment, number of workers classified by the number of hours worked, and estimates of total unemployment. Information about the number of usual hours worked and usual hourly or weekly earnings is obtained from one-quarter of the sample each month and is available beginning with January 1980. For those not in the labor force, information is available on their current desire for work, past work experience, and intentions for job seeking. The CPS is also a comprehensive source of information on the personal characteristics of the total population such as age, sex, race, marital and family status, veteran status, years of school completed, and Spanish origin.

The March CPS, also known as the Annual Demographic File, contains the basic monthly demographic and labor force data described above, plus additional data on work experience, income, and migration.

#### CPS Sample

The CPS sample is located in 629 sample areas comprising more than 1,000 counties and independent cities with coverage in every State and in the District of Columbia. This file reflects interviews for approximately 60,000 households containing about 130,000 persons. Each household is interviewed once a month for four consecutive months in one year and again for the corresponding time period one year later. This makes possible comparisons on a month-to-month and year-to-year basis.

The CPS sample is based on the civilian noninstitutional population of the United States. In March of each year supplemental data are collected for male Armed Forces members residing with their families in civilian housing units or on a military base. The Armed Forces members, however, are not asked the monthly labor force questions or the supplemental questions on work experience. In addition, the March CPS is supplemented with a sample of Spanish households identified the previous November. This results in the addition of about 2,500 households in the March CPS. The inclusion of the additional sample of Spanish households began in 1976. A more detailed explanation of the CPS sample design is provided in The Current Population Survey: Design and Methodology (Technical Paper 40, U.S. Bureau of the Census).

For a more detailed discussion about the basic labor force data gathered on a monthly basis in the CPS survey see the Bureau of Labor Statistics Report No. 463 or the Current Population Report P-23, No. 62 issued jointly by the Bureau of Labor Statistics and the Bureau of the Census in October, 1976, and entitled Concepts and Methods Used In Labor Statistics Derived from the Current Population Survey.

#### Relationship of Current Population Survey File to Publications

Each month, a significant amount of information about the labor force is published by the Bureau of Labor Statistics in Employment and Earnings reports.

As mentioned previously, the CPS also serves as a vehicle for inquiries on subjects other than employment which are periodically added to the questionnaire. Using the basic and supplemental data collected, the Bureau of the Census issues four series of publications under the general title Current Population Reports:

- P-20 Population Characteristics
- P-23 Special Studies
- P-27 Farm Population
- P-60 Consumer Income

Of particular interest to users of the March microdata file would be those reports based on information collected in March. These reports are:

- P-20 Population Profile of the United States: (Year)
- P-20 Household and Family Characteristics: March (Year)
- P-20 Marital Status and Living Arrangements: March (Year)
- P-20 Geographical Mobility (Years)
- P-20 Educational Attainment in the United States (Years)
- P-20 Persons of Spanish Origin in the  
United States: March (Year)
- P-20 Households and Families by Type: March (Year)
- P-60 Money Income of Households, Families, and Persons  
in the United States (Year)
- P-60 Money Income and Poverty Status of Families  
and Persons in the United States: (Year)
- P-60 Characteristics of the Population Below the  
Poverty Level: (Year)
- P-60 Characteristics of Households Receiving Selected  
Noncash Benefits: (Year)

All Current Population Reports may be obtained by subscription from the U.S. Government Printing Office. Subscriptions are available as follows: Population Characteristics, Special Studies, Farm Population, and Consumer Income series (P-20, P-23, P-27, P-60) combined, \$90.00 per year (sold as a package only); Population Estimates and Projections (P-25), \$22.00 per year. Single issues may be ordered separately; ordering information and prices are provided in the Bureau of the Census Catalog, in Data User News, and in the Monthly Product Announcement (MPA).

## Questionnaire Coverage

Questionnaire facsimiles of the March 1982 CPS are shown on pages 131 to 148 in this documentation. CPS-1 items 19-25 shown on page 134 of this document are not asked of Armed Forces members but only of civilians 14 years old and older. This part of the questionnaire is referred to as the monthly (basic) labor force section because these questions are asked every month.

CPS-665 items 29-94 shown on pages 137 to 148 of this document are referred to as the March supplement items because these questions are asked only in households in the March CPS sample. Please note that questions 29-47 on work experience are not asked of Armed Forces members. Beginning with the March 1980 CPS, supplement data are processed for the population 15 years old and older.

Certain data items appearing on both the monthly (basic) questionnaire and the March supplement questionnaire may not have the same meaning. To avoid any misunderstandings, the user should refer to the glossary of this documentation.

## File Structure

There is a household record for each household or group quarters. The household record is followed by one of three possible structures:

A. If the household contains related persons and is not a group quarters household:

1. The family record appears next followed by person records for members of the family who are not also members of a related subfamily. The person records would be ordered: family householder, spouse of family householder, children in the family, and other relatives of the family householder.
2. The above records may be followed by one or more related subfamily records, each related subfamily record being followed immediately by person records for members of that related subfamily. The person records would be ordered: reference person of the related subfamily, spouse of subfamily reference person, and children of subfamily reference person.
3. The above records may be followed by one or more unrelated subfamily records, each unrelated subfamily record being followed immediately by person records for members of that unrelated subfamily. The person records would be ordered: unrelated subfamily reference person, spouse of subfamily reference person, children of subfamily reference person, and other relatives of the subfamily reference person.
4. The above records may be followed by one or more persons living with nonrelatives family records, each to be followed by the person record for the unrelated individual it represents. (See Figure 1.)

B. If the household contains a householder with no relatives and is not a group quarters household:



Figure 2. Illustration of Record Sequence for Households Containing a Nonfamily Householder.

Household Record

Family (Nonfamily Householder) Record

Person (Nonfamily Householder) Record

Family (Unrelated Subfamily) Record

Person 1 (Unrelated Subfamily Reference Person) Record

Person 2 (Spouse) Record

.

.

.

.

Person n (Unrelated Subfamily Member) Record

Family (Person Living With Nonrelatives) Record

Person (Person Living With Nonrelatives) Record

Figure 3. Illustration of Record Sequence for Group Quarters.\*

Household Record

Family (Persons Living With Nonrelatives) Record

Person (Person Living With Nonrelatives) Record

\*NOTE: Each person in group quarters is by definition a person living with nonrelatives.

### Geographic Limitations

It should be kept in mind that the sample design and methods of weighting CPS data are geared towards producing estimates for the entire Nation. In producing estimates for States, the user should be aware that the primary sampling units (PSU's) are drawn from strata which may or may not cross State lines. Consequently, the data would not be as reliable as national data, and the file may lose some of its utility in certain applications. For further discussion of such considerations, the user should consult The Current Population Survey: Design and Methodology (Technical Paper 40, U.S. Bureau of the Census).

The nature of the work done by each individual investigator using the microdata file will determine to what extent his/her requirements for precision will allow using some of the smaller geographic areas identified on the file.

### Weights

For all CPS data files a single weight is prepared and used to compute the monthly labor force status estimates. An additional weight was prepared for the earnings universe which roughly corresponds to wage and salary workers in the two outgoing rotations. This is explained below in the section on earnings data. However, the difference in content of the March CPS supplement requires the presentation of additional weights: a household weight, a family weight, and a March supplement weight. In this section we briefly describe the construction and use of these weights. Chapter 5 of Technical Paper 40, The Current Population Survey: Design and Methodology provides documentation of the weighting procedures for the CPS both with and without supplemental questions.

The final weight, which is the product of several adjustments, is used to produce population estimates for the various items covered in the regular monthly CPS. This weight is constructed from the basic weight for each person, which represents the probability of selection for the survey. The basic weight is adjusted for special sampling situations and failure to obtain interviews from eligible households (noninterview adjustment). A two-stage ratio estimation procedure adjusts the sample population to the known distribution of the entire population. This two-stage ratio estimation process produces factors which are applied to the basic weight (after the special weighting and noninterview adjustments are made) and results in the final weight associated with each record. In summary, the final weight is the product of: (1) the basic weight, (2) adjustments for special weighting, (3) noninterview adjustment, (4) first stage ratio adjustment factor, and (5) second stage ratio adjustment factor.

Differences in the questionnaire, sample, and data uses for the March CPS supplement result in the need for additional adjustment procedures to produce what is called the March supplement weight. The sample for the March CPS supplement is expanded to include male members of the Armed Forces who are living in civilian housing or with the family on a military base, as well as additional Spanish households which are not included in the monthly labor force estimates. The March CPS questionnaire also includes expanded questions on marital status and household relationships which allow for the creation of family data records.

The expanded sample and the need to have a husband and wife receive the same weight has resulted in a weighting system which produces the March supplement weight. The March supplement weight should be used for tabulations of items in the March CPS file.

Finally, household and family weights are the weights assigned to the householder or reference person after all adjustments have been made.

#### Earnings Data

Beginning in 1982, usual hourly and weekly earnings data appear on the Annual Demographic File (ADF) for that portion of the population roughly corresponding to wage and salary workers (self-employed persons in incorporated businesses are excluded, although they are normally included with the wage and salary population). These data are now collected on a monthly basis in the two outgoing rotation groups as part of the basic CPS labor force interview.

Since the intent of the regular collection of earnings data was to initiate a family earnings data series, all persons in the two outgoing rotations receive an "earnings weight," even if they are not eligible for the earnings item. The earnings weight is a simple ratio-estimation to the person's labor force status by age, race, and sex.

Further information on this earnings data series is contained in "Technical Description of the Quarterly Data on Weekly Earnings from the Current Population Survey," BLS Report #601, July 1980. This report is available on request from the U.S. Department of Labor, Bureau of Labor Statistics, Washington D.C. 20212. Attn: Office of Inquiries and Correspondence.

## Changes in Current Population Survey Weighting

The following describes three recent changes in the CPS weighting process which were first implemented with the March 1981 CPS supplement. As a result of these changes, caution should be used when comparing 1981 and 1982 estimates with those from earlier years.

### Change in Race Categories Used for Controlling Independent Population Estimates

Race categories are used in ratio-estimation of the sample estimates to known distributions. Before 1981, the Black and other-not-White sample estimates were separately adjusted to known totals for these two populations. Then these two groups were combined for the final adjustment in the weighting process which adjusted to independent estimates for White/not-White populations.

Starting in 1981, the March file represents ratio estimates to Black and not-Black totals; moreover, a separate adjustment is not made for other-not-White. Analysis of results from the 1980 census indicated that reporting of race was not directly comparable with CPS because of different data collection procedures. As a result, it was determined that more precise estimates could be derived for Black and not-Black populations as compared to those available for White and not-White populations.

### March CPS Labor Force Estimates

Before 1981, an adjustment was made so that certain March supplement labor force estimates would be identical to the same estimates in the regular March Employment and Earnings publication. It was felt, however, that this procedure hurt the reliability of many March supplement estimates and that users' needs for consistency between different publications were limited enough to warrant elimination of this stage of weighting. Beginning in 1981, labor force estimates taken from the March CPS supplement file will not be in absolute agreement with the basic March labor force estimates.

### Introduction of 1980 Decennial Census Population Controls

The ratio estimation procedure used to produce the weights carried on the March CPS file involves, in part, the adjustment of sample results to independent estimates of the population. These independent estimates are computed by updating the civilian noninstitutional population counts derived from the latest decennial census. March CPS sample results for 1972 through 1980 were adjusted to independent estimates derived from the 1970 census. March CPS sample results from 1981 forward are based on the results of the 1980 census.

The population counts as of April 1, 1980 from the 1980 census differ substantially from the independent estimates for the same date based on the 1970 census. For example, the 1980-based estimate of the civilian noninstitutional population on April 1, 1980 was 222,420,441 compared with the 1970-based estimate for the same date of 217,400,244. Furthermore, while analysis is continuing, it is generally believed that the 1980 census reduced the undercount experienced in 1970 for the population as a whole and most notably for minority groups. As a result, differences for subpopulation groups may be disproportionately greater than that for the total population.

### Impact of Processing Changes

The following table shows population groups from the March 1980 and March 1981 Annual Demographic Files (ADF) based on both 1970 and 1980 population counts.

Selected Statistics for the Civilian Noninstitutional Population (Numbers in Thousands)				
	March 1981  a	March 1980 Procedures Used		Change  b-c
		New1/ b	Old2/ c	
Total Population	224,425	222,271	217,245	5,026
White	192,398	191,161	187,489	3,672
Nonwhite	32,027	31,110	29,757	1,353
Black	26,348	25,914	25,357	557
Spanish	13,573	13,333	13,207	126
Total Males	108,276	107,268	104,836	2,432
Total Females	116,149	115,002	112,410	2,592

1/ Based on 1980 census estimates.

2/ Based on extrapolated 1970 census estimates.

NOTE: A version of the March 1980 file is available with 1980-based weights. This file provides the necessary bridge data for those users requiring more detailed direct comparisons between 1970- and 1980-based weights.

## RECENT CHANGES IN CURRENT POPULATION SURVEY CONCEPTS

The concepts listed below show changes made in the household and family concepts for the March 1980 Current Population Survey (CPS) and which apply to all subsequent March supplements to the CPS. These changes affect the definitions for total households and subfamilies (See Figures 4-6), and correspond to the terminology and concepts used for the 1980 decennial census.

### Concepts on Families

Primary Family Head. Prior to 1980, the person who maintained the family was referred to as the head, and in husband-wife households, the head by definition had to be a male. The new definition permits the wife to be designated as the "householder." <sup>1/</sup>

Husband-wife. In addition to the definitional change described above, the old husband-wife designation is now referred to as a "married-couple" family.

Male Head, no wife present. Now referred to as "other family, male householder."

Female Head, no husband present. Now referred to as "other family, female householder."

Subfamilies. The term "related" was added to this concept. Related subfamilies refer to family groups within households where members are related to, but do not include, the householder or spouse of the householder. Neither the householder nor his/her spouse are included in this grouping.

Like the family households, husband-wife relationships are also referred to as "married-couple" subfamilies. However, a subfamily "male head with no wife present" is called a "father-child" related subfamily while a "female head with no husband present" is called a "mother-child" related subfamily.

Secondary Families. As a corollary to the related subfamily change, secondary families are now referred to as "unrelated subfamilies." Unrelated subfamilies refer to family groups within households where no member is related to the householder.

The same types of family relationships described for related subfamilies also apply to unrelated subfamilies with one addition (e.g., married-couple, father-child, mother-child unrelated subfamilies and other unrelated subfamilies; see Figure 4).

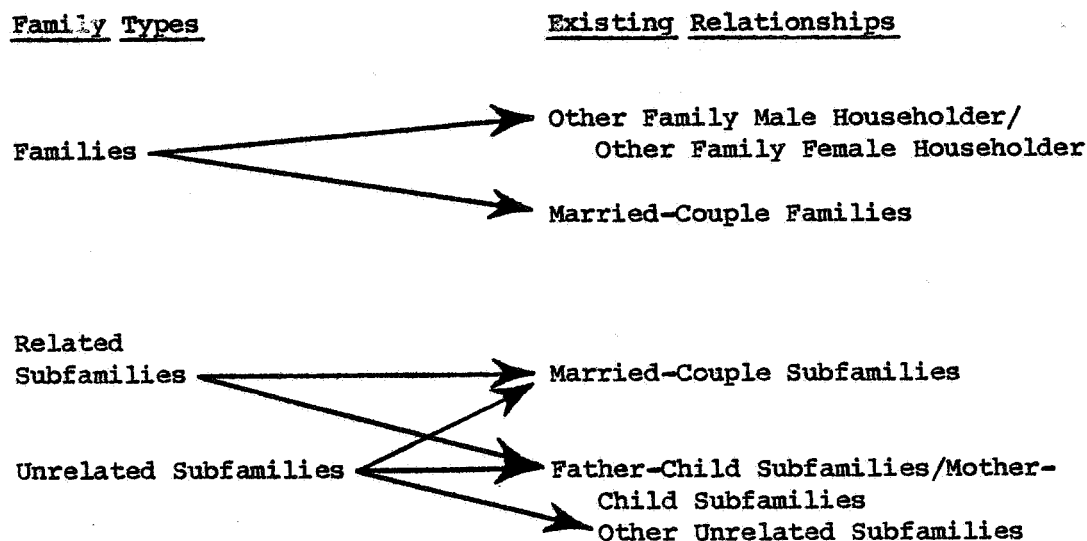
<sup>1/</sup>This change in definition for husband-wife households, however, may have a slight impact on the generation of family tables which are traditionally tallied by the characteristics of the head.

Total families. Data for secondary families (now unrelated subfamilies) no longer appear in the total families category. Therefore, the term "family" is now synonymous with the term "primary family." This usage is consistent with the family concept used in the 1980 census.

Adults. In defining adults, the age limit has been raised from 14 to 15 years old. Therefore, supplemental data for adults are only available for the 15+ population. Basic labor force data, however, are still available for 14 year olds.

FIGURE 4

#### Concepts Affecting Families



#### Concepts on Individuals

Head of Household, Spouse and Child. A variety of concepts have been used to identify related individuals. These include: head of household, spouse, and child. Both the head of household and spouse concepts have changed as shown in Figure 5. In related and unrelated subfamilies, the head is now referred to as the "reference person."

Primary Individual. Although everyone is or has been part of a family, many people do not live in a family setting. A primary individual, for example, is a person who lives alone or with nonrelatives. For 1980 and beyond, this person will be referred to as a "nonfamily householder" as shown in Figure 6.

Secondary Individual. This concept, like "primary individual," refers to unrelated individuals in a household. For 1980 and beyond, it will be referred to as "other person living with no relatives" as shown in Figure 6.

FIGURE 5

Major Changes in Concepts Affecting Related Individuals

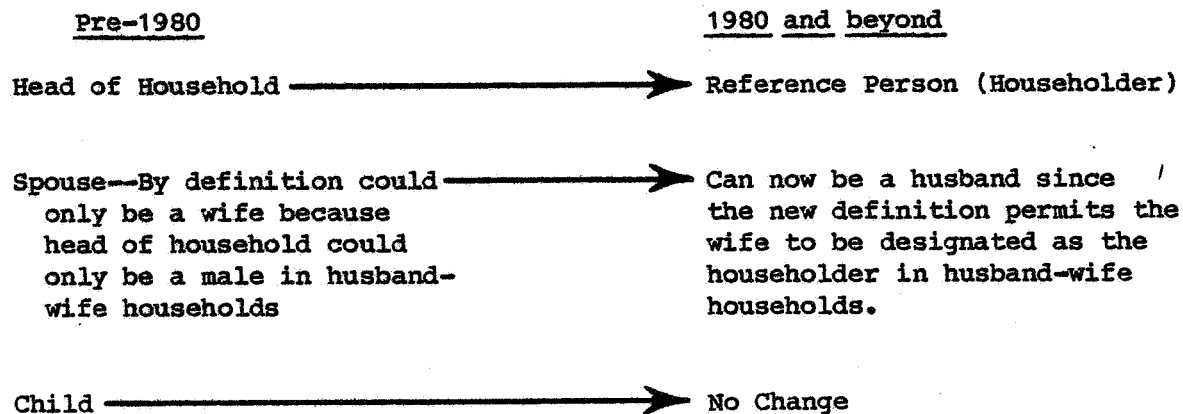
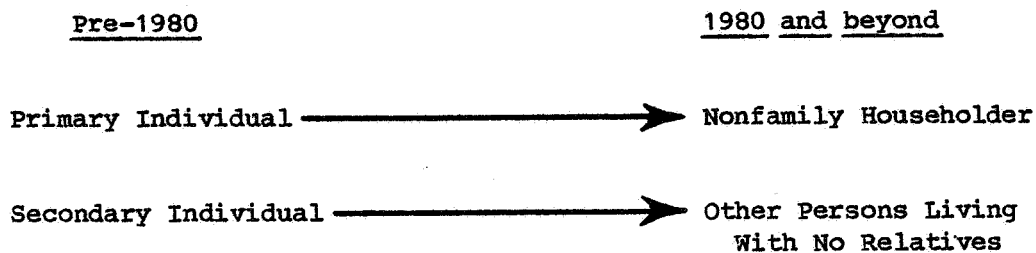


FIGURE 6

Major Changes in Concepts Affecting Unrelated Individuals



# SUMMARY OF CHANGES IN DEFINITIONS AND TERMINOLOGY FOR PRESENTATION OF HOUSEHOLD AND FAMILY DATA

- I. General definitional change. The secondary family component of "total families" is excluded from the total families universe, thus, making the term "family" synonymous with the term "primary" family and consistent with the decennial-census family concept. Secondary families will continue to be recognized in the CPS and their characteristics will be tabulated separately. These secondary family data will be shown on a limited basis and will be referred to as unrelated subfamily data (see sections IV and V below).

## II. Household Relationships

Categories: 1980 and beyond

Total population  
In households  
Family householder  
Married, spouse\* present  
Other  
Spouse\* of householder  
In related subfamilies  
Married, spouse\* present  
Child of householder  
Parent, no spouse present  
Child of householder  
Child  
Child of householder, not in related subfamilies  
Other relatives, not in related subfamilies  
In unrelated subfamilies  
Reference person  
Married, spouse\* present  
Other  
Spouse\* of reference person  
Other in unrelated subfamily  
Other in unrelated subfamily  
Nonfamily householder  
Other persons living with no relatives  
In group quarters

Categories: Pre-1980

Total population  
In households  
Head of primary family  
Married, spouse\*\* present  
Other  
Spouse\*\* of primary family head  
In subfamilies  
Married, spouse\*\* present  
Child of primary family head  
Other subfamily head  
Child of primary family head  
Child of subfamily head  
Child of primary family head, not in subfamilies  
Other relatives not in subfamilies  
In secondary families  
Head of family  
Married, spouse\*\* present  
Other  
Spouse\*\* of family head  
Child of family head  
Others in secondary families  
Primary individual  
Secondary individual in households  
In group quarters

\*Indicates husband or wife as appropriate when data are shown by sex.

\*\* By definition, can only be a wife.

### III. Households by type

Categories: 1980 and beyond

Total households  
Family households  
Married-couple family  
Other family, male householder  
Other family, female householder  
Nonfamily households  
Male householder  
Female householder

Categories: Pre-1980

Total households  
Primary families  
Husband-wife  
Male head, no wife present  
Female head, no husband present  
Primary individuals  
Male  
Female

IV. Related subfamilies. Defined as nuclear family groups within households where members are related to, but do not include, the householder or spouse of householder (formerly called "subfamilies").

Categories: 1980 and beyond

Total related subfamilies  
Married-couple  
Mother-child  
Father-child

Categories: Pre-1980

Total subfamilies  
Husband-wife  
Female head, no husband present  
Male head, no wife present

V. Unrelated subfamilies. Defined as family groups within households where members are not related to the householder (formerly called "secondary families").

Categories: 1980 and beyond

Total unrelated subfamilies  
Married-couple  
Mother-child  
Father-child  
Other

Categories: Pre-1980

Total secondary families  
Husband-wife  
Female head, no husband present  
Male head, no wife present

## CHANGES IN THE DATA DICTIONARY SINCE 1981

Changes in the March 1982 Data Dictionary are reflected below. The number preceding the description (i.e., H117) indicates the character location of the data item. The number in parentheses following each description shows the character size of the data item.

### MARCH 1981 DATA DICTIONARY

### MARCH 1982 DATA DICTIONARY

#### Household Record

H117

Filler (79)

H117

Household Received Energy  
Assistance (1)

H118

Check for Energy Assistance Sent  
to Household (1)

H119

Coupon/Voucher for Energy Assistance  
Sent to Household (1)

H120

Payment For Energy Assistance Sent  
to Electric or Gas Company, Fuel  
Dealer, or Landlord (1)

H121

Total Value of Energy Assistance  
Received (4)

H125

Type of Fuel Used by Household (1)

H126

Filler (70)

#### Person Record

P334 (2)

P334 (3)

P336

Working March 1980 (1)

MARCH 1981 DATA DICTIONARY

P337  
In Armed Forces March 1980 (1)

P338  
Attending College March 1980 (1)

P355  
Filler (6)

MARCH 1982 DATA DICTIONARY

P337  
State Residence In 1981 Code (2)

P355  
Other Health Insurance (1)

P356  
Covered By Other Health Insurance  
(Edited) (1)

P357  
Other Persons Covered By Health  
Insurance (1)

P358  
Filler (3)

The maximum income dollar amount for the following items was increased in the March CPS from \$50,000 in 1981 to \$75,000 in 1982: P191, Wages or Salaries (5); P196, Self-Employment Income (6); P202, Farm Income (6); P222, Interest Income (5); P227, Dividends, Rentals, and Trust Income (6), P238 Pension Income (5); P243, Alimony, Child Support, and Other Income (5).

The maximum dollar amount for P248, Total Personal Income (7) was increased from \$425,996 to \$654,999.

The value range for P255, Total Earnings (7) was changed from \$-19998 to \$150,000 in 1981 to \$-19,998 to \$225,000 in 1982.

The value range for P262, Total Other Income (7) was changed from \$-9999 to \$275,996 in 1981 to \$-99999 to \$429,999 in 1982.

















## HOW TO USE THE DATA DICTIONARY

This computer-generated report documents the data contents and the record layout of the file. Below is a brief description of the information provided for each data item.

The first line of each data item description gives the name, size/scale, begin position, data type, and the variable label. Following these items, on subsequent lines, are any applicable notes and value codes. Each of the items is defined below.

1. Name. This is an arbitrarily assigned 8 character identifier. It may be a mnemonic such as "STATE" or "EDNUMBER", or a sequential identifier such as "TAB1", "TAB2", etc.
2. Size/Scale. The size of a data item is given in characters. The scale of a data item is given in integer powers of 10. Implied decimals or multipliers (in integer powers of ten only) are indicated by a "-" or a "+" followed by a number. For example, 123.45 would appear on the data tape as 12345, and the size/scale value would be 5/-2. A number recorded in thousands (12,345,000 for example) would appear on the data tape as 12345 and the size/scale value would be 5/+3. Scale factors which are not an integer power of ten are identified in the notes following the label, and in the footnotes.
3. Begin. This is the location in the data record of the first character of the data item.
4. Data Type. The data type indicates whether the data item is alphanumeric (A) or numeric (N).
5. Description (not labeled on the data dictionary).

Label. This is a single 40 character line or a set of 40 character lines which describes the data item.

Notes and Value Codes. This section provides any relevant notes or footnote references. In addition, any value codes necessary for the data item are listed and labeled here.

CPSMAR82 DATA DICTIONARY 07/23/82

FILE CHARACTERISTICS SECTION

FILE NAME	RECORD SIZE	BLOCK SIZE	STORAGE DEVICE	RECORD SEGMENTS
CPSMAR82	390			



## RECORD H

NAME	SIZE/ SCALE	BEGIN	DATA TYPE	
MIS	1	17	A	MONTH-IN-SAMPLE CODE GENERATED FROM MONTH AND ROTATION
HHIDNUM	12	18	A	HOUSEHOLD IDENTIFICATION NUMBER
BITM14RC	1	30	A	RACE OF HOUSEHOLDER (NONINTERVIEW) NIU 0 WHITE 1 WHITE 2 BLACK 3 OTHER
BITM15RC	2	31	A	NONINTERVIEW REASON NIU 00 VACANT - REGULAR 01 VACANT - STORAGE FOR HH FURNITURE 02 TEMPORARILY OCCUP. BY URE 03 UNFIT OR TO BE DEMOLISHED 04 UNDER CONSTRUCTION, NOT READY 05 CONVERTED TO TEMP BUSINESS OR STORAGE 06 OCCUPIED BY PERSONS IN AF OR UNDER 14 07 UNOCCUPIED TENT OR TRAILER SITE 08 PERMIT GRANTED, CONST. NOT STARTED 09 OTHER 10 DEMOLISHED 11 HOUSE OR TRAILER MOVED 12 OUTSIDE SEGMENT 13 CONVERTED TO PERM BUSINESS OR STORAGE 14 MERGED 15 CONDEMNED 16 BUILT AFTER APRIL 1, 1970 17 UNUSED LINE ON LISTING SHEET 18 19 OTHER
BNIWGT	1	33	A	WEIGHT CODE FOR NONINTERVIEW RECORDS NIU 0 REGULAR TYPE A, B, OR C NONINTERVIEW 1 SUBSAMPLE TYPE A NONINTERVIEW 2 SUBSAMPLE TYPE B NONINTERVIEW 3 SUBSAMPLE TYPE C NONINTERVIEW 4















## RECORD H

NAME	SIZE/ SCALE	BEGIN	DATA TYPE	
HHRECREL	1	81	A	000000000 = NO INCOME NEGATIVE AMT = INCOME LOSS POSITIVE AMT = INCOME  RELATIONSHIP TO HOUSEHOLDER RECODE NIU (GROUP QUARTERS) ALL MEMBERS RELATED TO HOUSEHOLDER NO MEMBERS RELATED TO HOUSEHOLDER SOME MEMBERS RELATED TO HOUSEHOLDER  0 1 2 3
HHNUMNRL	1	82	A	NUMBER OF PERSONS IN HOUSEHOLD NOT RELATED TO HOUSEHOLDER NONE/ NIU (GROUP QUARTERS) 1 PERSON 2 PERSONS 3 PERSONS 4 OR MORE PERSONS  0 1 2 3 4
HHNUMCPL	1	83	A	NUMBER OF MARRIED COUPLES IN HOUSEHOLD EXCLUDING HOUSEHOLDER AND SPOUSE NONE 1 COUPLE 2+ COUPLES  0 1 2
HHTOP5PC	1	84	A	HOUSEHOLD INCOME PERCENT CUT 1 NATIONAL HOUSEHOLD INCOME RANKING NIU (GROUP QUARTERS) NOT IN TOP 5 PCT IN TOP 5 PCT  0 1 2
HHPTCTCUT	2	85	A	HOUSEHOLD INCOME PERCENT CUT 2 NATIONAL HOUSEHOLD INCOME RANKING NIU (GROUP QUARTERS) LOWEST 5 PER CENT SECOND 5 PER CENT THIRD 5 PER CENT FOURTH 5 PER CENT FIFTH 5 PER CENT  00 01 02 03 04 05



## RECORD H

NAME	SIZE/ SCALE	BEGIN	DATA TYPE	
HMEMB518	1	103	A	NUMBER OF HOUSEHOLD MEMBERS 5-18 NEVER MARRIED OTHER THAN HOUSEHOLDER ZERO MEMBERS NEVER MARRIED 1 MEMBER NEVER MARRIED 2 MEMBERS NEVER MARRIED 3 MEMBERS NEVER MARRIED 4 MEMBERS NEVER MARRIED 5 MEMBERS NEVER MARRIED 6 MEMBERS NEVER MARRIED 7 MEMBERS NEVER MARRIED 8 MEMBERS NEVER MARRIED 9 OR MORE MEMBERS NEVER MARRIED
HHOTLUN	1	104	A	COMPLETE LUNCH EATEN AT SCHOOL NIU CHILDREN EAT COMPLETE LUNCH AT SCHOOL NO CHILDREN EAT COMPLETE LUNCH AT SCHOOL
HNUMHOT	1	105	N	NUMBER OF CHILDREN WHO EAT COMPLETE LUNCH AT SCHOOL 0 NIU 1-9 = NUMBER OF CHILDREN EAT COMPLETE LUNCH AT SCHOOL
HFREEELUN	1	106	A	FREE OR REDUCED PRICE LUNCH NIU CHILDREN RECEIVE FREE OR REDUCED PRICE LUNCH 0 1 2 NO CHILDREN RECEIVE FREE OR REDUCED PRICE LUNCH
HNUMFREE	1	107	N	NUMBER OF CHILDREN WHO RECEIVE FREE OR REDUCED PRICE LUNCH 0 NIU 1-9 NUMBER OF CHILDREN RECEIVED FREE OR REDUCED PRICE LUNCH





CP5MAR82 DATA DICTIONARY

07/23/82

NAME	SIZE/ SCALE	BEGIN	DATA TYPE
FILL6	124	207	A FILLER
HHRECTYP	1	331	A HOUSEHOLD RECORD TYPE HOUSEHOLD RECORD
FILL7	59	332	A FILLER

## RECORD F

NAME	SIZE/ SCALE	BEGIN	DATA TYPE	
FFSEQNUM	6	1	A	UNIQUE HOUSEHOLD IDENTIFIER
FFPOS	2	7	A	FAMILY SEQUENCE NUMBER WITHIN HOUSEHOLD
FKIND	1	9	A	KIND OF FAMILY 1 FAMILY 2 RELATED SUBFAMILY 3 UNRELATED SUBFAMILY 4 NONFAMILY HOUSEHOLDER 5 UNRELATED INDIVIDUALS
FTYPE	1	10	A	TYPE OF FAMILY 1 MARRIED COUPLE FAMILY 2 OTHER FAMILY, MALE HOUSEHOLDER 3 OTHER FAMILY, FEMALE HOUSEHOLDER
FPERSONS	2	11	N	NUMBER OF PERSONS IN FAMILY
FHOUHIND	2	13	A	INDEX IN PERSONS RECORD OF FAMILY HOUSEHOLDER OR REFERENCE PERSON
FSPOUSIN	2	15	A	INDEX IN PERSONS RECORD OF FAMILY SPOUSE 00 = NO SPOUSE 01 = ILLEGAL CODE 02-39 = INDEX OF SPOUSE
FLASTIND	2	17	A	INDEX IN PERSONS RECORD OF LAST MEMBER ALL PERSONS FROM FHOUHIND THRU FLASTIND ARE MEMBERS OF THIS FAMILY
FSPANHEA	1	19	A	HOUSEHOLDER OF SPANISH ORIGIN



## RECORD F

NAME	SIZE/ SCALE	BEGIN	DATA TYPE	
FINCDIV	7	74	N	FAMILY INCOME - DIVIDENDS, ETC. DOLLAR AMOUNT INCLUDES DIVIDENDS, NET RENTAL INCOME OR ROYALTIES, ESTATES OR TRUSTS 000000 = NONE NEGATIVE DOLLAR AMT = INCOME LOSS POSITIVE DOLLAR AMT = INCOME
FINCVP	8	81	N	FAMILY INCOME - VETERANS PAYMENTS ETC. INCLUDES VETERANS PAYMENTS, UNEMPLOYMENT COMPENSATION, AND WORKMENS COMPENSATION DOLLAR AMOUNT
FINCRET	8	89	N	FAMILY INCOME - RETIREMENT INCLUDES PRIVATE PENSIONS AND ANNUITIES, MILITARY RETIREMENT, FEDERAL GOV'T EMPLOYEE PENSIONS, AND STATE OR LOCAL GOV'T PENSIONS DOLLAR AMOUNT
FINCCS	8	97	N	FAMILY INCOME - CHILD SUPPORT, ETC. INCLUDES ALIMONY AND CHILD SUPPORT, OTHER REGULAR CONTRIBUTIONS FROM PERSONS NOT IN HOUSEHOLD, AND ANYTHING ELSE DOLLAR AMOUNT
FINCTOT	9	105	N	TOTAL FAMILY INCOME 000000000 = NONE NEGATIVE DOLLAR AMT = INCOME LOSS POSITIVE DOLLAR AMT = INCOME
FINCEARN	9	114	N	TOTAL FAMILY EARNINGS 000000000 = NONE NEGATIVE DOLLAR AMT = INCOME LOSS POSITIVE DOLLAR AMT = INCOME

## RECORD F

NAME	SIZE/ SCALE	BEGIN	DATA TYPE	
FINCOTH	9	123	N	TOTAL OTHER FAMILY INCOME 00000000 = NONE NEGATIVE DOLLAR AMT = INCOME LOSS POSITIVE DOLLAR AMT = INCOME
FLFINCWS	1	132	A	TOP-CODED FLAG-WS THE VARIOUS INCOME FIELDS HAVE BEEN TOP CODED TO PREVENT DISCLOSURE 0 NOT TOP CODED 1 TOP CODED
FLAGFINC	1	133	A	TOP-CODED FLAG-SE 0 NOT TOP CODED 1 TOP CODED
FLFINCFR	1	134	A	TOP-CODED FLAG-FR 0 NOT TOP CODED 1 TOP CODED
FLFINCUS	1	135	A	TOP-CODED FLAG-US 0 NOT TOP CODED 1 TOP CODED
FLFINCSP	1	136	A	TOP-CODED FLAG-SP 0 NOT TOP CODED 1 TOP CODED
FLFINCPA	1	137	A	TOP-CODED FLAG-PA 0 NOT TOP CODED 1 TOP CODED
FLFINCIN	1	138	A	TOP-CODED FLAG-IN

NAME	SIZE/ SCALE	RECORD F		DATA TYPE	
		BEGIN			
FLFINCDI	1	139	A	TOP-CODED FLAG-DI NOT TOP CODED TOP CODED	0 1
FLFINCVP	1	140	A	TOP-CODED FLAG-VP NOT TOP CODED TOP CODED	0 1
FLFINCRE	1	141	A	TOP-CODED FLAG-RE NOT TOP CODED TOP CODED	0 1
FLFINCCS	1	142	A	TOP-CODED FLAG-CS NOT TOP CODED TOP CODED	0 1
FLFINCTO	1	143	A	TOP-CODED FLAG-TO NOT TOP CODED TOP CODED	0 1
FLFINCEA	1	144	A	TOP-CODED FLAG-EA NOT TOP CODED TOP CODED	0 1
FLFINCOT	1	145	A	TOP-CODED FLAG-OT NOT TOP CODED TOP CODED	0 1
FRECODE1	1	146	A	DESCRIPTION OF FAMILY	







## RECORD F

NAME	SIZE/ SCALE	BEGIN	DATA TYPE
FREC15	1	158	A OWN CHILDREN UNDER 5 0 NONE 1 1 CHILD 2 2 CHILDREN 3 3 CHILDREN 4 4 CHILDREN 5 5 CHILDREN 6 6 OR MORE CHILDREN
FREC16	1	159	A OWN CHILDREN UNDER 3 0 NONE 1 1 CHILD 2 2 CHILDREN 3 3 CHILDREN 4 4 CHILDREN 5 5 OR MORE CHILDREN
FREC17	1	160	A OWN CHILDREN UNDER 1 0 NONE 1 1 CHILD 2 2 CHILDREN 3 3 OR MORE CHILDREN
FREC19	2	161	A AGE OF YOUNGEST OWN CHILD, ANY MARITAL STATUS 00 NIU 01 LESS THAN 1 YEAR 02 1 YEAR 03 2 YEARS 04 3 YEARS 05 4 YEARS 06 5 YEARS 07 6 YEARS 08 7 YEARS 09 8 YEARS 10 9 YEARS 11 10 YEARS 12 11 YEARS 13 12 YEARS 14 13 YEARS 15 14 YEARS



## CPSMAR82 DATA DICTIONARY

07/23/82

RECORD F

SIZE/  
SCALE BEGIN DATA  
TYPE

NAME

0 NONE, NIU  
1 1 PERSON  
2 2 PERSONS  
3 3 PERSONS  
4 4 PERSONS  
5 5 PERSONS  
6 6 PERSONS  
7 7 PERSONS  
8 8 PERSONS  
9 9 OR MORE PERSONS

REC5T017 1 166 A NUMBER OF CHILDREN IN FAMILY 5 TO 17  
0 NONE, NIU  
1 1 CHILD  
2 2 CHILDREN  
3 3 CHILDREN  
4 4 CHILDREN  
5 5 CHILDREN  
6 6 OR MORE CHILDREN

FREC25 1 167 A NUMBER OF FAMILY MEMBERS IN LABOR FORCE  
0 NONE  
1 1 FAMILY MEMBER  
2 2 FAMILY MEMBERS  
3 3 OR MORE FAMILY MEMBERS

FREC26 1 168 A SEX AND MARITAL STATUS OF FAMILY HOUSE-  
HOLD AND LABOR FORCE STATUS OF SPOUSE  
1 HOUSEHOLDER OR REFERENCE PERSON,  
MARRIED SPOUSE PRESENT, SPOUSE  
IN THE LABOR FORCE  
2 HOUSEHOLDER OR REFERENCE PERSON,  
MARRIED SPOUSE PRESENT, SPOUSE  
NOT IN LABOR FORCE  
3 MALE HOUSEHOLDER OR REFERENCE  
PERSON, NO SPOUSE PRESENT  
4 FEMALE HOUSEHOLDER OR REFERENCE  
PERSON, NO SPOUSE PRESENT

FREC27 1 169 A NUMBER OF EARNERS IN FAMILY



## RECORD F

NAME	SIZE/ SCALE	BEGIN	DATA TYPE
FREC31F	1	175	A TYPE F OTHER INCOME RECIPIENCY 1 NONE 2 VETERAN PAYMENTS ONLY 3 UNEMPLOYMENT COMP. ONLY 4 WORKMENS COMP. ONLY 5 VETERANS AND UNEMP COMP 6 VETERANS AND WORKMENS COMP 7 UNEMP AND WORKMENS COMP 8 VETERANS, UNEMP AND WORKMENS COMP
FREC31G	1	176	A TYPE G OTHER INCOME RECIPIENCY 1 NONE 2 PRIVATE PENSIONS ONLY 3 MILITARY RETIREMENT ONLY 4 FEDERAL GOV'T ONLY 5 STATE OR LOCAL GOV'T ONLY 6 ALL COMBINATIONS OF ABOVE
FREC31H	1	177	A TYPE H OTHER INCOME RECIPIENCY 1 NONE 2 ALIMONY OR CHILD SUPPORT ONLY 3 OTHER CONTRIBUTIONS ONLY 4 ANYTHING ELSE 5 ALIMONY AND OTHER 6 ALIMONY AND ANYTHING ELSE 7 OTHER AND ANYTHING ELSE 8 ALIMONY, OTHER ANYTHING ELSE
FTOP5PCT	1	178	A FAMILY INCOME PERCENT CUT NATIONAL FAMILY INCOME RANKING 0 NIU (PRIMARY & UNRELATED INDIVIDUAL) 1 NOT IN TOP 5 PCT 2 IN TOP 5 PCT
FPCTCUT	2	179	A FAMILY INCOME PERCENT CUT NATIONAL FAMILY INCOME RANKING 00 NIU (PRIMARY & UNRELATED INDIVIDUAL) 01 LOWEST 5 PER CENT

































CPSMAR82 DATA DICTIONARY 07/23/82

		RECORD P	
NAME	SIZE/ SCALE	BEGIN	DATA TYPE
BAITM24D	1	80	A ALLOCATION FLAG
BAITM22A	1	81	A ALLOCATION FLAG
BAITM22E	1	82	A ALLOCATION FLAG
FILL11	1	83	A FILLER
BAITM22B	1	84	A ALLOCATION FLAG
BAITM24E	1	85	A ALLOCATION FLAG
FILL12	4	86	A FILLER
BAESR	1	90	A ALLOCATION FLAG
BWEIGHT	11/-2	91	N BASIC CPS WEIGHT (TWO IMPLIED DECIMALS) CIVILIANS 14 AND OVER 0=NIU, N=BASIC CPS WGT SPANISH POPULATION WHICH IS OVER SAMPLED HAS WEIGHT OF BLANK OR 0
POPSTAT	1	102	A POPULATION TYPE ITEM25A NONINTERVIEW RECORD 0 1 CIVILIAN 15+ 2 ARMED FORCES 3 CHILDREN

## RECORD P

NAME	SIZE/ SCALE	BEGIN	DATA TYPE	
RELHEAD	1	103	A	RELATIONSHIP TO HOUSEHOLDER HOUSEHOLDER WITH OTHER RELATIVES NONFAMILY HOUSEHOLDER SPOUSE OF HOUSEHOLDER CHILD OF HOUSEHOLDER OTHER RELATIVE OF HOUSEHOLDER UNRELATED SUBFAMILY MEMBER UNRELATED INDIVIDUAL
TYPEBOX	1	104	A	FAMILY TYPE FAMILY UNRELATED INDIVIDUAL UNRELATED SUBFAMILY MEMBER RELATED SUBFAMILY MEMBER NONFAMILY HOUSEHOLDER
FAMNUMBE	1	105	A	FAMILY NUMBER NOT IN RELATED OR UNRELATED SUBFAMILY 1-6 RELATED OR UNRELATED SUB- FAMILY NUMBER
FAMREL	1	106	A	FAMILY RELATIONSHIP NOT IN RELATED OR UNRELATED SUBFAMILY REFERENCE PERSON (RELATED OR UNRELATED SUBFAMILY) SPOUSE (RELATED OR UNRELATED SUB- FAMILY) CHILD (RELATED OR UNRELATED SUB- FAMILY) OTHER RELATIVE (UNRELATED SUBFAMILY)
MARSTAT	1	107	A	MARITAL STATUS MARRIED, CIVILIAN SPOUSE PRESENT MARRIED, AF SPOUSE PRESENT MARRIED, AF SPOUSE ABSENT MARRIED, SPOUSE ABSENT WIDOWED DIVORCED



## RECORD P

NAME	SIZE/ SCALE	BEGIN	DATA TYPE	
HIGHGRAD	2	115	A	HIGHEST GRADE ATTENDED CHILDREN UNDER 15 NONE ELEMENTARY ONE ELEMENTARY TWO ELEMENTARY THREE ELEMENTARY FOUR ELEMENTARY FIVE ELEMENTARY SIX ELEMENTARY SEVEN ELEMENTARY EIGHT HIGH SCHOOL ONE HIGH SCHOOL TWO HIGH SCHOOL THREE HIGH SCHOOL FOUR COLLEGE ONE COLLEGE TWO COLLEGE THREE COLLEGE FOUR COLLEGE FIVE COLLEGE SIX OR MORE
GRADECOM	1	117	A	COMPLETED HIGHEST GRADE ATTENDED CHILDREN UNDER 15 YES NO
MARSUPPW	11/-2	118	N	MARCH SUPPLEMENT WEIGHT (TWO IMPLIED DECIMALS)
I34N	1	129	A	DID NOT WORK LAST YEAR NIU/NC ITEM 34 NONE CIRCLE CODED
I35	1	130	A	LOOKING FOR WORK LAST YEAR NIU YES NO







## RECORD P

NAME	SIZE/ SCALE	BEGIN	DATA TYPE
I51CFR	1	159	A FARM INCOME RECIPIENCY 0 NIU 1 YES 2 NO
I52ASS	1	160	A SOCIAL SECURITY RECIPIENCY 0 NIU 1 YES 2 NO
I52ARR	1	161	A RAILROAD RETIREMENT RECIPIENCY 0 NIU 1 YES 2 NO
I52BUS	1	162	A U.S. GOV'T RECIPIENCY <i>SSF</i> 0 NIU 1 YES 2 NO
I52BSL	1	163	A STATE AND LOCAL GOV'T RECIPIENCY <i>SSF</i> 0 NIU 1 YES 2 NO
I53AADC	1	164	A AID TO DEPENDENT CHILDREN RECIPIENCY 0 NIU 1 YES 2 NO

RECORD P			
NAME	SIZE/ SCALE	BEGIN	DATA TYPE
I53AOTH	1	165	A OTHER PUBLIC ASSISTANCE RECEIPIENCY NIU YES NO 0 1 2
I53BINT	1	166	A INTEREST RECEIPIENCY NIU YES NO 0 1 2
I53CDIV	1	167	A DIVIDENDS RECEIPIENCY NIU YES NO 0 1 2
I53CRENT	1	168	A RENT AND ROYALTIES RECEIPIENCY NIU YES NO 0 1 2
I53CEST	1	169	A ESTATES AND TRUSTS RECEIPIENCY NIU YES NO 0 1 2
I53DVP	1	170	A VETERANS PAYMENTS RECEIPIENCY NIU YES NO 0 1 2
I53DUC	1	171	A UNEMPLOYMENT COMPENSATION RECEIPIENCY NIU YES NO 0 1 2

## RECORD P

NAME	SIZE/ SCALE	BEGIN	DATA TYPE
I53DWC	1	172	A WORKMANS COMPENSATION RECIPIENCY 0 NIU 1 YES 2 NO
I53EPP	1	173	A PRIVATE PENSIONS RECIPIENCY 0 NIU 1 YES 2 NO
I53EMR	1	174	A MILITARY RETIREMENT RECIPIENCY 0 NIU 1 YES 2 NO
I53EFG	1	175	A FEDERAL GOV'T PENSION RECIPIENCY 0 NIU 1 YES 2 NO
I53ELG	1	176	A STATE AND LOCAL GOV'T PENSION RECIPIENCY 0 NIU 1 YES 2 NO
I53FAL	1	177	A ALIMONY AND CHILD SUPPORT RECIPIENCY 0 NIU 1 YES 2 NO
I53FREG	1	178	A OTHER REGULAR CONTRIBUTION RECIPIENCY 0 NIU 1 YES 2 NO

## RECORD P

NAME	SIZE/ SCALE	BEGIN	DATA TYPE	
I53FAE	1	179	A	ANYTHING ELSE RECIPIENCY 0 NIU 1 YES 2 NO
INCHSFLA	1	180	A	MS-FLAG INCHSFLA THRU INCCSFLA ARE FLAGS INDICATING WHETHER THE CORRESPONDING ITEMS HAVE BEEN ALLOC. FOR THE INCOME FIELDS FROM QUESTIONS 151, 152 AND 153 0 NO ALLOCATION 1 INCOME AMOUNT ALLOCATED 2 RECIPIENCY TYPE ALLOCATED 3 INCOME AND RECIPIENCY TYPE ALLOCATED
INCSEFLA	1	181	A	SELF EMPLOYMENT FLAG 0 NO ALLOCATION 1 INCOME AMOUNT ALLOCATED 2 RECIPIENCY TYPE ALLOCATED 3 INCOME AND RECIPIENCY TYPE ALLOCATED
INCFRFLA	1	182	A	FARM INCOME FLAG 0 NO ALLOCATION 1 INCOME AMOUNT ALLOCATED 2 RECIPIENCY TYPE ALLOCATED 3 INCOME AND RECIPIENCY TYPE ALLOCATED
INCUSFLA	1	183	A	U.S. GOV'T FLAG 0 NO ALLOCATION 1 INCOME AMOUNT ALLOCATED 2 RECIPIENCY TYPE ALLOCATED 3 INCOME AND RECIPIENCY TYPE ALLOCATED
INCSPFLA	1	184	A	STATE AND LOCAL GOV'T FLAG







































## RECORD P

NAME	SIZE/ SCALE	BEGIN	DATA TYPE
COVMEDCR	1	350	A COVERED BY MEDICARE (EDITED) 0 NIU 1 YES 2 NO
HAVEMDCD	1	351	A COVERED BY MEDICAID 0 NIU 1 YES 2 NO
COVMEDCD	1	352	A COVERED BY MEDICAID (EDITED) 1 YES 2 NO
HAVECPYN	1	353	A COVERED BY CHAMPUS OR MILITARY HEALTH CARE 0 NIU 1 YES 2 NO
COVERCP	1	354	A COVERED BY CHAMPUS OR MILITARY HEALTH CARE (EDITED) 1 YES 2 NO
HAVEHIYN	1	355	A OTHER HEALTH INSURANCE 0 NIU 1 YES 2 NO







SOUTH REGION

East South Central Division

Alabama  
Kentucky  
Mississippi  
Tennessee

West South Central Division

Arkansas  
Louisiana  
Oklahoma  
Texas

South Atlantic Division

Delaware  
District of Columbia  
Florida  
Georgia  
Maryland  
North Carolina  
South Carolina  
Virginia  
West Virginia















Keeping House. Persons are classified as keeping house if they engage in own housework. This is one of the "not in labor force" classifications--employment status recode (ESR)= 4.

Labor Force. Persons are classified as in the labor force if they are employed, unemployed, or in the Armed Forces during the survey week. The "civilian labor force" includes all civilians classified as employed or unemployed. The file includes labor force data for civilians age 14 and over. However, the official definition of the civilian labor force is age 16 and over.

1. Employed. Employed persons comprise (1) all civilians who, during the survey week, do any work at all as paid employees or in their own business or profession, or on their own farm, or who work 15 hours or more as unpaid workers on a farm in a business operated by a member of the family; and (2) all those who have jobs but who are not working because of illness, bad weather, vacation, or labor-management dispute, or because they are taking time off for personal reasons, whether or not they are seeking other jobs. These persons would have an Employment Status Recode (ESR) of 1 or 2 respectively in character 12 of the person record which designates "at work" and "with a job, but not at work." Each employed person is counted only once. Those persons who held more than one job are counted in the job at which they worked the greatest number of hours during the survey week. If they worked an equal number of hours at more than one job, they are counted at the job they held the longest.
2. Unemployed. Unemployed persons are those civilians who, during the survey week, have no employment but are available for work, and (1) have engaged in any specific job seeking activity within the past 4 weeks such as registering at a public or private employment office, meeting with prospective employers, checking with friends or relatives, placing or answering advertisements, writing letters of application, or being on a union or professional register; (2) are waiting to be called back to a job from which they had been laid off; or (3) are waiting to report to a new wage or salary job within 30 days. These persons would have an ESR code of 3 in character 12 of the person record. The unemployed includes job leavers, job losers, new job entrants, and job reentrants.
  - a. Job Leavers. Persons who quit or otherwise terminate their employment voluntarily and immediately begin looking for work.
  - b. Job Losers. Persons whose employment ends involuntarily, who immediately begin looking for work, and those persons who are already on layoff.
  - c. New Job Entrants. Persons who never worked at a full-time job lasting two weeks or longer.
  - d. Job Reentrants. Persons who previously worked at a full-time job lasting two weeks or longer but are out of the labor force prior to beginning to look for work.



permanently or temporarily estranged from their spouses because of marital discord.

For the purpose of this file, the group "other marital status" includes "widowed and divorced," "separated," and "other married, spouse absent."

Medicare. The Medicare Program is designed to provide medical care for the aged and disabled. The Basic Hospital Insurance Plan (Part A) is designed to provide basic protection against hospital costs and related post-hospital services. This plan also covers many persons under 65 years old who receive Social Security or Railroad Retirement benefits based on long-term disability. Part A is financed jointly by employers and employees through Social Security payroll deductions. Qualified persons 65 years old and over who are not otherwise eligible for Part A benefits may pay premiums directly to obtain this coverage. The Medical Insurance Plan (Part B) is a voluntary plan which builds upon the hospital insurance protection provided by the basic plan. It provides insurance protection covering physicians' and surgeons' services and a variety of medical and other health services received either in hospitals or on an ambulatory basis. It is financed through monthly premium payments by each enrollee, and subsidized by Federal general revenue funds.

The Medicare question on the March 1982 CPS attempted to identify all persons 15 years old and over who were "covered" by Medicare at any time during 1981. The term "covered" means enrolled in the Medicare Program. In order to be counted, the person did not necessarily have to receive medical care paid for by Medicare.

Medicaid. The Medicaid Program is designed to provide medical assistance to needy families with dependent children, and to aged, blind, or permanently and totally disabled individuals whose incomes and resources are insufficient to meet the costs of necessary medical services. The program is administered by State agencies through grants from the Health Care Financing Administration of the Department of Health and Human Services. Funding for medical assistance payments consists of a combination of Federal, State, and in some cases, local funds.

Medicaid is a categorical program with complex eligibility rules which vary from State to State. There are two basic groups of eligible individuals: the categorically eligible and the medically needy. The major categorically eligible groups are all Aid to Families with Dependent Children (AFDC) recipients and most Supplemental Security Income (SSI) recipients. Other categorically eligible groups are (1) those who meet basic State cash assistance eligibility rules--aged, blind, disabled, needy single parents with children, and, in some States, needy unemployed parents with children, but who are not currently receiving money payments; and (2) needy persons who meet categorical eligibility standards but are institutionalized for medical reasons (e.g., low-income elderly persons in nursing homes). However, such institutionalized persons are not included in the CPS universe and, therefore, are not reflected in these statistics.

In roughly one-half of the States, coverage is extended to the medically needy--persons meeting categorical age, sex, or disability criteria, whose money incomes and assets exceed eligibility levels for cash assistance but are not sufficient to meet the cost of medical care. In such States, qualifying income













person toward an elementary school certificate or high school diploma, or a college, university, or professional school degree. Schooling in other than regular schools is counted only if the credits obtained are regarded as transferable to a school in the regular school system..















































**PUBLIC ADMINISTRATION**

907      Postal service (part 9190)  
917      Federal public administration (part 9190, 9490)  
927      State public administration (9290)  
937      Local public administration (9390)

























































