



UNITED STATES DEPARTMENT OF COMMERCE
Bureau of the Census
Washington, D.C. 20233

Current Population Survey, March 1981

User Note No. 1

The March 1981 Current Population Survey (CPS) data file does not contain earnings data derived from questions 25A-25D which were asked of persons in one-fourth of the sample. The data are provided for the first time in the March 1982 CPS data file.

Please replace the corresponding pages in your copy of the technical documentation with the attached revised pages.

The following pages were revised: v, 13, 14, 27, 53, 54, 55, 57, 134

The following pages were deleted: 135, 136

TABLE OF CONTENTS

Current Population Survey, March 1981

Abstract.....	1
Overview	
CPS Sample.....	7
Relationship of Current Population Survey File to Publications.....	8
Questionnaire Coverage.....	9
File Structure.....	9
Geographic Limitations.....	13
Weights.....	13
Changes in Current Population Survey Weighting	
Change in Race Categories Used for Controlling Independent Population Estimates.....	15
March CPS Labor Force Estimates.....	15
Introduction of 1980 Decennial Census Population Controls.....	15
Impact of Processing Changes.....	16
Recent Changes In Current Population Survey Concepts	
Concepts on Families.....	19
Concepts on Individuals.....	20
Summary of Changes in Definitions and Terminology for Presentation of Household and Family Data.....	23
Glossary	
Geographic Concepts.....	25
Subject Concepts.....	27
Changes In the Data Dictionary Since 1980.....	45
Data Dictionary Index	
Household Record Index.....	49
Family Record Index.....	50
Person Record Index.....	52
How to Use the Data Dictionary.....	59
Data Dictionary.....	61
Questionnaire Facsimiles	
Facsimile of Basic Questionnaire.....	137
Facsimile of March Supplement Questionnaire.....	143

Revised August 1982

APPENDICES

Appendix A - Industry Classifications	
A1 - Industry Classification (3-digit).....	159
A2 - Detailed Industry Recodes (01-51).....	167
A3 - Major Industry Recode (01-20).....	169
Appendix B - Occupation Classifications	
B1 - Occupation Classification (3-digit).....	171
B2 - Detailed Occupation Recodes (01-44).....	181
B3 - Major Occupation Group Recodes (01-13).....	183
Appendix C	
Selected Tables from the Current Population Survey, March 1981.....	185
Appendix D - Matching of March CPS files.....	195

Geographic Limitations

It should be kept in mind that the sample design and methods of weighting CPS data are geared towards producing estimates for the entire Nation. In producing estimates for States, the user should be aware that the primary sampling units (PSU's) are drawn from strata which may or may not cross State lines. Consequently, the data would not be as reliable as national data, and the file may lose some of its utility in certain applications. For further discussion of such considerations, the user should consult The Current Population Survey: Design and Methodology (Technical Paper 40, U.S. Bureau of the Census).

The nature of the work done by each individual investigator using the microdata file will determine to what extent his/her requirements for precision will allow using some of the smaller geographic areas identified on the file.

Weights

For all CPS data files a single weight is prepared and used to compute the monthly labor force status estimates. However, the difference in content of the March CPS supplement requires the presentation of additional weights: a household weight, a family weight, and a March supplement weight. In this section we briefly describe the construction and use of these weights. Chapter 5 of Technical Paper 40, The Current Population Survey: Design and Methodology provides documentation of the weighting procedures for the CPS both with and without supplemental questions.

The final weight, which is the product of several adjustments, is used to produce population estimates for the various items covered in the regular monthly CPS. This weight is constructed from the basic weight for each person, which represents the probability of selection for the survey. The basic weight is adjusted for special sampling situations and failure to obtain interviews from eligible households (noninterview adjustment). A two-stage ratio estimation procedure adjusts the sample population to the known distribution of the entire population. This two-stage ratio estimation process produces factors which are applied to the basic weight (after the special weighting and noninterview adjustments are made) and results in the final weight associated with each record. In summary, the final weight is the product of: (1) the basic weight, (2) adjustments for special weighting, (3) noninterview adjustment, (4) first stage ratio adjustment factor, and (5) second stage ratio adjustment factor.

Differences in the questionnaire, sample, and data uses for the March CPS supplement result in the need for additional adjustment procedures to produce what is called the March supplement weight. The sample for the March CPS supplement is expanded to include male members of the Armed Forces who are living in civilian housing or with the family on a military base, as well as additional Spanish households which are not included in the monthly labor force estimates. The March CPS questionnaire also includes expanded

questions on marital status and household relationships which allow for the creation of family data records.

The expanded sample and the need to have a husband and wife receive the same weight has resulted in a weighting system which produces the March supplement weight. The March supplement weight should be used for tabulations of items in the March CPS file.

Finally, household and family weights are the weights assigned to the householder or reference person after all adjustments have been made.

GLOSSARY

CURRENT POPULATION SURVEY, MARCH 1981

Subject Concepts

Age. Age classification is based on the age of the person at his/her last birthday. The adult universe (i.e., population of marriageable age) is comprised of persons 15 years old and over. Prior to 1980 the adult universe was 14 years old and over.

Annuities. (See Income.)

Armed Forces. Armed Forces members enumerated in off-base housing or on base with their families are included on the CPS data file in March only. Only supplemental data on income are included for Armed Forces members.

Basic Weight. The constant weight assigned to the sample (inverse of the sampling fraction) which is adjusted to produce the final weight.

Civilian Labor Force. (See Labor Force.)

Class of Worker. This refers to the broad classification of the person's employer. On the March file, these broad classifications for current jobs are: private, government, self-employed, without pay, and never worked. Private and government workers are considered "wage and salary workers;" this classification scheme includes self-employed, incorporated persons in with "private" workers. For the longest job held last year, this class of worker scheme includes private; government by level-Federal, State, and local; self-employed, incorporated; self-employed on farm; and without pay. The wage and salary category for longest job held includes private, government (all levels), and self-employed, incorporated.

Dividends. (See Income.)

Duration of Unemployment. Duration of unemployment represents the length of time (through the current survey week) during which persons classified as unemployed are continuously looking for work. For persons on layoff, duration of unemployment represents the number of full weeks since the termination of their most recent employment. A period of two weeks or more during which a person is employed or ceased looking for work is considered to break the continuity of the present period of seeking work. Average duration is an arithmetic mean computed from a distribution by single weeks of unemployment.

Earnings. (See Income.)

Revised August 1982

Education. (See Years of School Completed.)

Employed. (See Labor Force.)

ESR (Employment Status Recode). This classification is available for each civilian 14 years old and over according to his/her responses to the monthly (basic) labor force items in March.

Family. A family is a group of two persons or more (one of whom is the householder) residing together and related by birth, marriage, or adoption. All such persons (including related subfamily members) are considered as members of one family. Beginning with the 1980 CPS, unrelated subfamilies (referred to in the past as secondary families) are no longer included in the count of families, nor are the members of unrelated subfamilies included in the count of family members.

Family Household. A family household is a household maintained by a family (as defined above), and may include among the household members any unrelated persons (unrelated subfamily members and/or secondary individuals) who may be residing there. The number of family households is equal to the number of families. The count of family household members differs from the count of family members, however, in that the family household members include all persons living in the household, whereas family members include only the householder and his/her relatives. (See the definition of Family).

Family Weight. The weight on the family record is the March supplement weight of the householder or reference person.

Farm Self-Employment Net Income. The term is defined as net money income (gross receipts minus operating expenses) from the operation of a farm by a person on his own account, as an owner, as a renter, or as a sharecropper. Gross receipts include the value of all products sold, government crop loans, money received from the rental of farm equipment to others, and incidental receipts from the sale of wood, sand, gravel, etc.

Operating expenses include cost of feed, fertilizer, seed, and other farming supplies, cash wages paid to farmhands, depreciation charges, cash rent, interest on farm mortgages, farm building repairs, farm taxes (not State and Federal income taxes), etc. The value of fuel, food, or other farm products used for household living is not included as part of net income. Inventory changes are considered in determining net income only when they are accounted for in replies based on income tax returns or other official records which reflect inventory changes.

Final Weight. Used in tabulating monthly labor force items.

Food Stamps. The Food Stamp Act of 1977 was enacted for the purpose of increasing the food purchasing power of eligible households through the use of coupons to purchase food. The Food and Nutrition Service of the U.S. Department of Agriculture (USDA) administers the Food Stamp Program through State and local welfare offices. The Food

Employment Characteristics

Employment Status

Class of Worker (Current Job)	P59
Class of Worker (Longest Job Last Year)	P150
Class of Worker Recode 1	P314
Class of Worker Recode 2	P315
Did Not Work Last Year	P129
Earners Recode	P313
Employment Status Recode	P12
Experienced Labor Force Status (Edited)	P13
Full-Part Time Status Recode	P14
Getting Paid for Time Off Last Week	P22
Labor Force Recode 1	P295
Labor Force Recode 2	P296
Major Activity (Last Week)	P15
Number of Employers Last Year	P138
Part-Full Time Recode	P309
Reason Work Part-Time	P149
What Was Done Most of Remaining Weeks Last Year	P145
When Last Worked For Pay	P60
When Last Worked Full-Time 2 Weeks or More	P48
Working March 1980	P336

Hours of Work

Hours Per Week Worked Last Year	P136
Hours Worked Last Week	P16
Usually Worked 35 Hours Per Week	P18
Usually Worked 35+ Hours Per Week at Job	P23
Worked Less Than 35 Hours One Week Last Year	P146
Reason Not Working 35 Hours Per Week	P19

Looking For Work

Believe No Work Available Not Looking	P31
Checked Employer Directly	P26
Checked Private Employment Agency	P25
Checked Public Employment Agency	P24
Checked With Friends or Relatives	P27
Could Not Find Any Work	P32
Did Nothing	P29
Intend to Look for Work Next Twelve Months	P63
Looking for Full-or Part-Time Work	P45
Looking for Work Last Year	P130
Looked for Work in Between Jobs	P139
Other Method Used	P30
Placed or Answered Ads	P28
Want Regular Job Now	P62
Weeks Looking All in One Stretch	P144
Weeks Looking or on Layoff	P142
Weeks Looking for Work	P43

Weeks Looking for Nonworkers in 1980	P131
Why Started Looking for Work	P42
Work Recode 1, Work Experience Weeks Looking, Nonworkers	P310
Work Recode 2, Part Year Worker Weeks Looking	P311
Work Recode 3, Part Year Worker Weeks Looking	P312
Unable to Work	
Any Reason Could Not Take Job	P46
Cannot Arrange Child Care	P36
Did Not Know	P41
Employers Think Too Young or Old	P34
Family Responsibility	P37
Ill Health or Other Physical Disability	P39
In School or Other Training	P38
Lacks Necessary Schooling	P33
Lost Full Weeks Work Due to Work Layoff	P140
Main Reason Did Not Work Last Year	P133
Other	P40
Personal Handicap	P35
Reason Could Not Take Work Last Week	P47
Why Left Job	P61
Weeks Worked	
Weeks Worked Part-Time	P147
Weeks Worked Recode	P307
Weeks Worked Last Year	P134
Why Not at Work Last Week	P21
<u>Flag</u>	
Allocation	P64,65,66,67,68,69 70,71,72,73,74,75, 76,77,78,79,80,81, 82,84,85,90
Child Support	P190
Dividend	P187
Farm Income	P182
Interest	P186
Paid Hourly	P384
Public Assistance	P185
Rental Income	P189
Self Employment	P181
State and Local Government	P184
Top Coded	P269,270,271 272,273,274,275 276,277,278,279 280,281,282
U.S. Government	P183
Veterans Payments	P188
Wages and Salaries Flag	P180

Revised August 1982

Highest Grade Completed (See Education)

Household Characteristics

Family Number	P105
Family Relationship	P106
Family Type	P104
Household Recode (1 thru 4)	P297,299,300,302
Parents Recode (Presence of Parents)	P303
Relationship to Householder	P103

Income (Non-Wages and Salaries Sources)

Alimony, Child Support, Other Income	P243
Dividends, Rentals, Trust	P227
Farm	P202
Hourly Earnings	P365
Interest Amount	P222
Income Cut-off	P289
Pension	P238
Person's Income Recode	P324
Personal Income Total	P248
Public Assistance Amount	P217
Self-employment	P196
Source of Income Recode	P326
Supplemental Security	P213
Total Earnings	P255
Total Other Income	P262
U.S. Government	P208
Veterans', Unemployment, Workmen's Compensation	P233
Wages or Salaries	P191

Income Reciprocity

Aid to Dependent Children	P164
Alimony and Child Support	P177
Anything Else	P179
Dividends	P167
Estates and Trust	P169
Farm Income	P159
Federal Government Pension	P175
Interest	P166
Military Retirement	P174
Other Public Assistance	P165
Other Regular Contribution	P178
Private Pensions	P173
Railroad Retirement	P161
Rent and Royalties	P168
Self-employment	P158
Social Security	P160
State and Local Government	P163
State and Local Government Pension	P176
U.S. Government	P162
Unemployment Compensation	P171
Veterans' Payments	P170

Wage and Salary
Workmen's Compensation

P157
P172

Insurance/Pension Coverage

CHAMPUS or Military Health Care
Group Health
Other Persons Covered
Part Paid by Employer
Medicaid
Medicare
Pension Plan

P353,354
P345,348
P347
P346
P351,352
P349,350
P343,344

LABOR FORCE (See Employment Characteristics)

PERSONS

Industry

Detailed Industry Recode 4
Industry (current job)
Industry Code (Longest job last year)
Industry Recode (current job)

P322
P49
P151
P52

Occupation

Detailed Occupation Recode 3
Major Occupation Recode 4
Occupation Code (current job)
Occupation Recode (current job)
Occupation Code (Longest job last year)

P318
P320
P56
P154
P154

Record Identification

Family Membership Key
Person Record Type
Person Sequence Number Within Household
Population Type Item 25A
Principal Person Indicator
Related Subfamily Membership Key
Unique Household Identifier

P10
P331
P7
P102
P9
P11
P1

Residence

Living in Same House March 1980
Migration
Region of Residence in 1980-Migration
Residence 1980 to 1981
SMSA Residence in 1980 Recode
SMSA Residence March 1980

P328
P329
P341
P330
P340

Race (See Age, Marital Status, Race, and Sex)

Sex (See Age, Marital Status, Race)

Unemployment (See Employment Characteristics)

Veteran Status

In Armed Forces March 1980
Veteran Status

P337
P112

Weights

Basic CPS Person Weight
March Supplement Weight

P91
P118

Revised August 1982

RECORD P				
NAME	SIZE/ SCALE	BEGIN	DATA TYPE	
PENSPLAN	1	343	A	EXISTENCE OF PENSION PLAN BY EMPLOYER 0 NOT IN UNIVERSE 1 EMPLOYER HAS PENSION PLAN 2 EMPLOYER DID NOT HAVE PENSION PLAN
INCLINPP	1	344	A	INCLUDED IN PENSION PLAN AT WORK NOT IN UNIVERSE 0 YES 1 NO 2
INCLINGH	1	345	A	INCLUDED IN EMPLOYER GROUP HEALTH PLAN NOT IN UNIVERSE 0 YES 1 NO 2
PAIDGH	1	346	A	EMPLOYER HELPED PAY FOR GROUP HEALTH PLAN 0 NOT IN UNIVERSE 1 EMPLOYER PAID FOR ALL OF GROUP HEALTH PLAN 2 EMPLOYER PAID FOR PART OF GROUP HEALTH PLAN 3 EMPLOYER DID NOT PAY FOR GROUP HEALTH PLAN
WHOELSGH	1	347	A	OTHER PERSONS COVERED BY GROUP HEALTH PLAN 0 NOT IN UNIVERSE 1 SPOUSE ALSO COVERED 2 CHILD(REN) ALSO COVERED 3 SPOUSE AND CHILD(REN) ALSO COVERED 4 NO ONE ELSE COVERED 5 OTHER COMBINATION OF PERSONS ALSO COVERED
COVERGH	1	348	A	COVERED BY GROUP HEALTH (EDITED)

RECORD P

NAME	SIZE/ SCALE	BEGIN	DATA TYPE
		1 2	YES NO
HAVEMDCR	1	349	A COVERED BY MEDICARE NOT IN UNIVERSE 0 1 2 YES NO
COVMEDCR	1	350	A COVERED BY MEDICARE (EDITED) 1 2 YES NO
HAVEMDCD	1	351	A COVERED BY MEDICAID NOT IN UNIVERSE 0 1 2 YES NO
COVMEDCD	1	352	A COVERED BY MEDICAID (EDITED) 1 2 YES NO
HAVECPYN	1	353	A COVERED BY CHAMPUS OR MILITARY HEALTH CARE NOT IN UNIVERSE 0 1 2 YES NO
COVERCP	1	354	A COVERED BY CHAMPUS OR MILITARY HEALTH CARE (EDITED) 1 2 YES NO
FILL15	36	355	A FILLER

Revised August 1982



UNITED STATES DEPARTMENT OF COMMERCE
Bureau of the Census
Washington, D.C. 20233

Current Population Survey, March 1981

User Note 2

Subject: Correction to March 1981 Current Population Survey (CPS)

There is an error on the March 1981 CPS data file which affects married couple households with female householder, spouse present. For these households, migration data for the female householder are on the spouse's record and the spouse's migration data are on the householder's record. Note that the spouse's record immediately follows the householder's record. To identify affected households, check for the following:

<u>Name</u>	<u>Position</u>	<u>Value</u>	<u>Description</u>
RELHEAD	103	1	Householder with Other Relatives
MARSTAT	107	1 or 2	Married, Civilian Spouse Present; Married, Armed Forces Spouse Present
SEX	108	2	Female

The following character positions in the person record are affected:

<u>Name</u>	<u>Position</u>	<u>Description</u>
RGENMOB	328	Migration-Residence 1980 to 1981
RMIGREG	329	Region of Residence in 1980- Migration
RUAVPLDS	330	SMSA Residence in 1980 Recode
MIGSAME	339	Living in Same House March 1980
UACPLREC	340	SMSA Residence March 1980
MTRIREC	341	Residence 1980 to Residence 1981

Data for all affected positions may be obtained as described above except for data in position 339. To obtain this information, refer to the value codes provided in position 328 and the chart below:

<u>Position</u>	<u>Value</u>	<u>Equivalent to</u>	<u>Position</u>	<u>Value</u>
339	0	Equivalent to	328	8
339	1	Equivalent to	328	1
339	2	Equivalent to	328	2,3,4,5,6,7,9

The following table shows the original and corrected migration tallies. Note that the impact is very slight.

	<u>Original</u>	<u>Corrected</u>
Total Population	221641	221641
Same House	183449	183442
Different House in the		
United States	36887	36887
Abroad	1305	1313
Male	107249	107249
Same House	88294	88188
Different House in the		
United States	18227	18325
Abroad	729	737
Female	114392	114392
Same House	95156	95254
Different House in the		
United States	18660	18562
Abroad	576	576



UNITED STATES DEPARTMENT OF COMMERCE
Bureau of the Census
Washington, D.C. 20233

Current Population Survey, March 1981

User Note 3

Subject: Owner/Renter Occupancy Rates

The owner/renter occupancy rates from the March CPS have diverged from rates from other sources in recent years. This problem was traced back to when the March supplement questions were removed as part of the basic CPS questionnaire and were placed on a separate questionnaire in 1979. The household tenure item was placed on the supplement questionnaire instead of the basic CPS-1. Allocation of tenure consisted of assigning "owned" when this item was blank. When the CPS-1 contained the tenure item the incidence of blanks in tenure was very low (under 100), thus assigning "owned" was justified. When this item went to a separate document, CPS-1 was used as the control questionnaire. This resulted in a large increase in the number of blanks since whenever the supplement interview was not obtained, all supplement items were allocated or assigned, including tenure. Thus, tenure should have been allocated in a more systematic fashion.

Tenure data were regenerated for the March 1982 file with missing tenure data being allocated from the closeout household. The table below shows the impact of this correction on the original 1982 data:

March 1982
(in thousands)

	<u>ADF (old)</u>	<u>ADF (new)</u>	<u>% Difference</u>
Total Households	85,527	83,527	-
Owner Occupied	56,317	54,267	-3.6%
Percent	67.4	64.8	-3.9%
Renter Occupied	27,317	29,460	+8.3%
Percent	32.6	35.2	+8.0%

At this point, there are no plans to correct this field for 1979-1981; however, it is fairly safe to assume that the percentage differences prevailed for those years also. A corrected March 1982 file is available upon request. The March 1983 file reflects the corrected tenure data.

Relston

CURRENT POPULATION SURVEY,

MARCH 1981

TAPE

TECHNICAL DOCUMENTATION

UPDATE INFORMATION

Additional information concerning this file may be available at a later date. If you wish to receive the documentation supplements, please fill out the following coupon and mail to:

Data User Services Division
Data Access and Use Staff
Bureau of the Census
Washington, D.C. 20233

* * * * *

Name of File: ~~Current Population Survey, March 1981~~

Please send me any information which might become available later concerning the file listed.

Name:

Address:

Phone:

CURRENT POPULATION SURVEY, MARCH 1981

TAPE

TECHNICAL DOCUMENTATION

Washington, D.C.

1981

U.S. DEPARTMENT OF COMMERCE

Malcolm Baldrige, Secretary
Joseph R. Wright, Jr., Deputy Secretary
Robert G. Dederick, Assistant Secretary for Economic Affairs

BUREAU OF THE CENSUS

Bruce Chapman, Director

BUREAU OF THE CENSUS

~~Bruce Chapman, Director~~
~~Daniel B. Levine, Deputy Director~~

DATA USER SERVICES DIVISION

Michael G. Garland, Chief
Marshall L. Turner, Jr., Assistant Chief
for User Services

ACKNOWLEDGMENTS

This documentation was prepared within the Data Access and Use Staff, under the direction of James P. Curry, Chief, and Barbara J. Aldrich, Chief of its Technical Information Section. Annette J. Ralston was the coordinator for this file assisted by Joann M. Sutton and Barbara Shugart. Other assistance was provided by Kathy Creighton and Thelma Varhach of the Current Population Surveys Branch, Demographic Surveys Division.

* * * * *

The file should be cited as follows:

Current Population Survey, March 1981 [machine-readable data file] / conducted by the Bureau of the Census for the Bureau of Labor Statistics. -- Washington: Bureau of the Census [producer and distributor], 1981.

This technical documentation should be cited as follows:

Current Population Survey, March 1981 Tape Technical Documentation / prepared by Data Access and Use Staff, Data User Services Division, Bureau of the Census. -- Washington: The Bureau, 1981.

* * * * *

- For additional information concerning the tape, contact Data User Services Division, Customer Services (Tapes), Bureau of the Census, Washington, D.C. 20233. Phone: (301) 899-7600.
- For additional information concerning the technical documentation, contact Data User Services Division, Data Access and Use Staff, Bureau of the Census, Washington, D.C. 20233. Phone: (301) 899-7667.
- For additional information concerning the subject matter of the file, contact Current Population Survey Branch, Demographic Surveys Division, Bureau of the Census, Washington, D.C. 20233. Phone: (301) 763-2773.

TABLE OF CONTENTS

Current Population Survey, March 1981

Abstract.....	1
Overview	
CPS Sample.....	7
Relationship of Current Population Survey File to Publications.....	8
Questionnaire Coverage.....	9
File Structure.....	9
Geographic Limitations.....	13
Weights.....	13
Earnings Data.....	14
Changes in Current Population Survey Weighting	
Change in Race Categories Used for Controlling Independent Population Estimates.....	15
March CPS Labor Force Estimates.....	15
Introduction of 1980 Decennial Census Population Controls.....	15
Impact of Processing Changes.....	16
Recent Changes In Current Population Survey Concepts	
Concepts on Families.....	19
Concepts on Individuals.....	20
Summary of Changes in Definitions and Terminology for Presentation of Household and Family Data.....	23
Glossary	
Geographic Concepts.....	25
Subject Concepts.....	27
Changes in Data Dictionary Since 1980.....	45
Data Dictionary Index	
Household Record Index.....	49
Family Record Index.....	50
Person Record Index.....	52
How to Use the Data Dictionary.....	59
Data Dictionary.....	61
Questionnaire Facsimile	
Facsimile of Basic Questionnaire.....	137
Facsimile of March Supplement.....	143

APPENDICES

Appendix A - Industry Classifications

A1 - Industry Classification (3-digit).....	159
A2 - Detailed Industry Recodes (01-51).....	167
A3 - Major Industry Recode (01-20).....	169

Appendix B - Occupation Classifications

B1 - Occupation Classification (3-digit).....	171
B2 - Detailed Occupation Recodes (01-44).....	181
B3 - Major Occupation Group Recodes (01-13).....	183

Appendix C

Selected Tables from the Current Population Survey, March 1981.....	185
--	-----

Appendix D - Matching of March CPS files..... 195

ABSTRACT

Current Population Survey, March
1981 [machine-readable data file] /
conducted by the Bureau of the Census
for the Bureau of Labor Statistics.
-- Washington: Bureau of the Census
[producer and distributor], 1981.

TYPE OF FILE: Microdata, unit of observation is individuals,
families, and households.

UNIVERSE DESCRIPTION:

The universe is the civilian noninstitutional population of the U.S. living in housing units and male members of the Armed Forces living in civilian housing units on a military base or in a household not on a military base. A probability sample is used in selecting housing units.

SUBJECT-MATTER DESCRIPTION:

This file, also known as the Annual Demographic File, provides the usual monthly labor force data, but in addition, provides supplemental data on work experience, income, and migration. Comprehensive information is given on the employment status, occupation, and industry of persons 14 years old and over. Additional data for persons 15 years old and older are available concerning weeks worked and hours per week worked, reason not working full time, total income and income components, and residence on March 1, 1980.

This file also contains data covering seven noncash income sources: food stamps, school lunch program, employer-provided group health insurance plan, employer-provided pension plan, Medicaid, Medicare, and CHAMPUS or military health care.

Characteristics such as age, sex, race, household relationship, and Spanish origin are shown for each person in the household enumerated.

GEOGRAPHIC COVERAGE:

State of residence is uniquely identified as well as census geographic division and region. Forty-four SMSA's are also uniquely identified. Within confidentiality restrictions, data are provided for SMSA/nonSMSA, central city/noncentral city, farm/nonfarm, and SMSA size.

TECHNICAL DESCRIPTION:

FILE STRUCTURE: Hierarchical.

FILE SIZE: 333,680 logical records; record size is 390 characters.

FILE SORT SEQUENCE: State code, then SMSA rank code.

REFERENCE MATERIALS:

"Current Population Survey, March 1981 Tape Technical Documentation (this document)." This is a guide to the machine-readable data file. It has general information about the data, specific content information, and a data dictionary. One copy accompanies each file order. When ordered separately, it is available for \$5 from Data User Services Division, Customer Services (Tapes), Bureau of the Census, Washington, D.C. 20233.

RELATED PRINTED REPORTS:

Data from the March Current Population Survey are published most frequently in the Current Population Reports P-20 and P-60 series. Listed below are some of the reports which have been or will be released. Forthcoming reports will be cited in the Monthly Product Announcement (MPA) and Bureau of the Census catalog.

Current Population Reports. "Money Income and Poverty Status of Families and Persons in the United States: 1980." (Advance Report). Available from the U.S. Government Printing Office. GPO Catalog No. C3.186:P-60/127. \$3.00.

Current Population Reports. "Characteristics of Households and Persons Receiving Noncash Benefits: 1980." (Advance Report). The report is tentatively scheduled to be released in October 1981 and will be available through the U.S. Government Printing Office.

Current Population Reports. "Households and Families by Type: March 1981." (Advance Report). The report is tentatively scheduled to be released in October 1981 and will be available through the U.S. Government Printing Office.

For your convenience in ordering reports, a GPO order form is also attached.

RELATED MACHINE-READABLE DATA FILES:

A public use edition of the Current Population Survey, March file is available for each year since 1968. Some non-March data are also available from 1968 to present. For more information, request the Data Developments on the Current Population Survey.

FILE AVAILABILITY:

The file may be ordered from Data User Services Division using the following Customer Services order form. When ordering,

please refer to file number Cu CPS 81 003. This file is available with the technical options listed below at a cost of \$110 per reel.

	<u>Reels</u>	<u>Cost</u>
9 channel, 1600 bpi (EBCDIC or ASCII)	4	\$440
9 channel, 6250 bpi (EBCDIC or ASCII)	2	\$220

OVERVIEW

The Current Population Survey

The Current Population Survey (CPS) is a household sample survey conducted monthly to provide estimates of employment, unemployment, and other characteristics of the general labor force, of the population as a whole, and of various subgroups of the population. The CPS was initially designed to produce timely and reliable sample estimates of labor force data at the United States level each month. Expanding needs for additional current data by Government and other users was met by adding questions to the monthly interview.

The CPS provides a large amount of detail on the economic status and activities of the population. It is the only source of monthly estimates of total employment (farm and nonfarm, self-employed, unpaid workers, wage and salary employees), occupation of workers and industry of employment, number of workers classified by the number of hours worked, and estimates of total unemployment. Information about the number of usual hours worked and usual hourly or weekly earnings is obtained from one-quarter of the sample each month and is available beginning with January 1980. For those not in the labor force, information is available on their current desire for work, their past work experience, and their intentions for job seeking. The CPS is also a comprehensive source of information on the personal characteristics of the total population such as age, sex, race, marital and family status, veteran status, years of school completed, and Spanish origin.

The March CPS, also known as the Annual Demographic File, contains the basic monthly demographic and labor force data described above, plus additional data on work experience, income, and migration.

CPS Sample

The CPS sample is located in 629 sample areas comprising more than 1,000 counties and independent cities with coverage in every State and in the District of Columbia. This file reflects interviews for approximately 65,500 households containing about 140,000 persons. Each household is interviewed once a month for four consecutive months in one year and again for the corresponding time period one year later. This makes possible comparisons on a month-to-month and year-to year basis.

The CPS sample is based on the civilian noninstitutional population of the United States. In March of each year supplemental data are collected for male Armed Forces members residing with their families in civilian housing units or on a military base. The Armed Forces members, however, are not asked the monthly labor force questions or the supplemental questions on work experience. In addition, the March CPS is supplemented with a sample of Spanish households identified the previous November. This results in the addition of about 2,500 households in the March CPS. The inclusion of the additional sample of Spanish households began in 1976. A more

detailed explanation of the CPS sample design is provided in The Current Population Survey: Design and Methodology (Technical Paper 40, U.S. Bureau of the Census).

For a more detailed discussion about the basic labor force data gathered on a monthly basis in the CPS survey--see the Bureau of Labor Statistics Report No. 463 or the Current Population Report P-23, No. 62 issued jointly by the Bureau of Labor Statistics and the Bureau of the Census in October, 1976, and entitled Concepts and Methods Used In Labor Statistics Derived from the Current Population Survey.

Relationship of Current Population Survey File to Publications

Each month, a significant amount of information about the labor force is published by the Bureau of Labor Statistics in Employment and Earnings reports.

As mentioned previously, the CPS also serves as a vehicle for inquiries on subjects other than employment which are periodically added to the questionnaire. Using the basic and supplemental data collected, the Bureau of the Census issues four series of publications under the general title Current Population Reports:

- P-20 Population Characteristics
- P-23 Special Studies
- P-27 Farm Population
- P-60 Consumer Income

Of particular interest to users of the March microdata file would be those reports based on information collected in March. These reports are:

- P-20 Population Profile of the United States: (Year)
- P-20 Household and Family Characteristics: March (Year)
- P-20 Marital Status and Living Arrangements: March (Year)
- P-20 Geographical Mobility (Years)
- P-20 Educational Attainment in the United States (Years)
- P-20 Persons of Spanish Origin in the
United States: March (Year)
- P-20 Households and Families by Type: March (Year)
- P-60 Money Income of Households in (Year)
in the United States
- P-60 Money Income and Poverty Status of Families
and Persons in the United States: (Year)
- P-60 Characteristics of the Population Below the
Poverty Level: (Year)

All Current Population Reports may be obtained by subscription from the U.S. Government Printing Office. Subscription packages are available as follows: Population Characteristics, Special Studies, Farm Population, and Consumer Income series (P-20, P-23, P-27, P-60) combined, \$70.00 per year; Population Estimates and Projections, Federal-State Cooperative Program for Population Estimates, and Special Censuses series (P-25, P-26, P-28) combined, \$90.00 per year. A customer interested in all reports must subscribe to both subscription packages. Single issues may be ordered separately; ordering information and prices are provided in the Bureau of the Census Catalog, in Data User News, and in the Monthly Product Announcement (MPA).

Questionnaire Coverage

Questionnaire facsimiles of the March 1981 CPS are shown on pages 137 to 157 in this documentation. CPS-1 items 19-25 shown on page 140 of this document are not asked of Armed Forces members but only of civilians 14 years old and older. This part of the questionnaire is referred to as the monthly (basic) labor force section because these questions are asked every month.

CPS-665 items 29-89 shown on pages 143 to 157 of this document are referred to as the March supplement items because these questions are asked only in households in the March CPS sample. Please note that questions 29-45 on work experience are not asked of Armed Forces members. Beginning with the March 1980 CPS, supplement data are processed for the population 15 years old and older.

Certain data items appearing on both the monthly (basic) questionnaire and the March supplement questionnaire may not have the same meaning. To avoid any misunderstandings, the user should refer to the glossary of this documentation.

File Structure

There is a household record for each household or group quarters. The household record is followed by one of three possible structures:

- A. If the household contains related persons and is not a group quarters household:
 1. The family record appears next followed by person records for members of the family who are not also members of a related subfamily. The person records would be ordered: family householder, spouse of family householder, children in the family, and other relatives of the family householder.
 2. The above records may be followed by one or more related subfamily records, each related subfamily record being followed immediately by person records for members of that related subfamily. The person records would be ordered:

reference person of the related subfamily, spouse of subfamily reference person, and children of subfamily reference person.

3. The above records may be followed by one or more unrelated subfamily records, each unrelated subfamily record being followed immediately by person records for members of that unrelated subfamily. The person records would be ordered: unrelated subfamily reference person, spouse of subfamily reference person, children of subfamily reference person, and other relatives of the subfamily reference person.
 4. The above records may be followed by one or more persons living with nonrelatives family records, each to be followed by the person record for the unrelated individual it represents. (See Figure 1.)
- B. If the household contains a householder with no relatives and is not a group quarters household:
1. The family record for the nonfamily householder is followed immediately by the person record for that nonfamily householder.
 2. These records may be followed by one or more unrelated subfamily records, each unrelated subfamily record being followed immediately by the person records for members of that unrelated subfamily.
 3. These records may be followed by one or more family records for persons living with nonrelatives, each person living with nonrelatives family record being followed immediately by the person record for that person living with nonrelatives. (See Figure 2.)
- C. If the household is a group quarters, each person is defined as a person living with nonrelatives. There will be a family record followed by a person record for each person in the group quarters.

Figure 1. Illustration of Record Sequence for Households Containing a Family.

Household Record

Family Record

Person 1 (Householder) Record
Person 2 (Spouse) Record

.
.
.
.

Person n (Family Member)

Family (Related Subfamily) Record

Person 1 (Related Subfamily Reference Person) Record
Person 2 (Spouse) Record

.
.
.
.

Person n (Related Subfamily Member) Record

Family (Unrelated Subfamily) Record

Person 1 (Unrelated Subfamily Reference Person) Record
Person 2 (Spouse) Record

.
.
.
.

Person n (Unrelated Subfamily Member) Record

Family (Persons Living With Nonrelatives) Record

Person 1 (Person Living With Nonrelatives) Record

Figure 2. Illustration of Record Sequence for Households Containing a Nonfamily Householder.

Household Record

Family (Nonfamily Householder) Record

Person (Nonfamily Householder) Record

Family (Unrelated Subfamily) Record

Person 1 (Unrelated Subfamily Reference Person) Record

Person 2 (Spouse) Record

.

.

.

.

Person n (Unrelated Subfamily Member) Record

Family (Person Living With Nonrelatives) Record

Person (Person Living With Nonrelatives) Record

Figure 3. Illustration of Record Sequence for Group Quarters.*

Household Record

Family (Persons Living With Nonrelatives) Record

Person (Person Living With Nonrelatives) Record

*NOTE: Each person in group quarters is by definition a person living with nonrelatives.

Geographic Limitations

It should be kept in mind that the sample design and methods of weighting CPS data are geared towards producing estimates for the entire Nation. In producing estimates for States, the user should be aware that the primary sampling units (PSU's) are drawn from strata which may or may not cross State lines. Consequently, the data would not be as reliable as national data, and the file may lose some of its utility in certain applications. For further discussion of such considerations, the user should consult The Current Population Survey: Design and Methodology (Technical Paper 40, U.S. Bureau of the Census).

The nature of the work done by each individual investigator using the microdata file will determine to what extent his/her requirements for precision will allow using some of the smaller geographic areas identified on the file.

Weights

For all CPS data files a single weight is prepared and used to compute the monthly labor force status estimates. Additional weights were prepared for the earnings universe which roughly corresponds to wage and salary workers in the two outgoing rotations. This is explained below in the section on earnings data. However, the difference in content of the March CPS supplement requires the presentation of additional weights: a household weight, a family weight, an earnings weight, and a March supplement weight. In this section we briefly describe the construction and use of these weights. Chapter 5 of Technical Paper 40, The Current Population Survey: Design and Methodology provides documentation of the weighting procedures for the CPS both with and without supplemental questions.

The final weight, which is the product of several adjustments, is used to produce population estimates for the various items covered in the regular monthly CPS. This weight is constructed from the basic weight for each person, which represents the probability of selection for the survey. The basic weight is adjusted for special sampling situations and failure to obtain interviews from eligible households (noninterview adjustment). A two-stage ratio estimation procedure adjusts the sample population to the known distribution of the entire population. This two-stage ratio estimation process produces factors which are applied to the basic weight (after the special weighting and noninterview adjustments are made) and results in the final weight associated with each record. In summary, the final weight is the product of: (1) the basic weight, (2) adjustments for special weighting, (3) noninterview adjustment, (4) first stage ratio adjustment factor, and (5) second stage ratio adjustment factor.

Differences in the questionnaire, sample, and data uses for the March CPS supplement result in the need for additional adjustment procedures to produce what is called the March supplement weight. The sample for the March CPS supplement is expanded to include male

members of the Armed Forces who are living in civilian housing or with the family on a military base, as well as additional Spanish households which are not included in the monthly labor force estimates. The March CPS questionnaire also includes expanded questions on marital status and household relationships which allow for the creation of family data records.

The expanded sample and the need to have a husband and wife receive the same weight has resulted in a weighting system which produces the March supplement weight. The March supplement weight should be used for tabulations of items in the March CPS file.

Finally, household and family weights are the weights assigned to the householder or reference person after all adjustments have been made.

Earnings Data

Beginning this year, usual hourly and weekly earnings data appear on the Annual Demographic File (ADF) for that portion of the population roughly corresponding to wage and salary workers (self-employed persons in incorporated businesses are excluded, although they are normally included with the wage and salary population). These data are now collected on a monthly basis in the two outgoing rotation groups as part of the basic CPS labor force interview.

Since only one-fourth of the sample is eligible for these items, the earnings universe as described above is reweighted by ratio-estimation to labor force categories by age, race, sex, and Hispanic origin. In order to ensure consistency with published estimates, up to three earnings weights may appear on a record: a White non-Hispanic has one weight; a Black non-Hispanic and a white Hispanic each have two weights; a Black Hispanic has three weights. These multiple weights were constructed primarily for the sponsor's (BLS) desire to begin an earnings data series with consistent Black and Hispanic detail. Caution should be exercised in using the 2nd and 3rd earnings weight fields (Black and Hispanic); we recommend using the total weight (1st earnings weight field), unless exact consistency with published estimates is desired. Caution should also be exercised in comparing weekly earnings with income estimates from the supplemental income items.

Further information on this earnings data series is contained in "Technical Description of the Quarterly Data on Weekly Earnings from the Current Population Survey," BLS Report #601, July 1980. This report is available on request from the U.S. Department of Labor, Bureau of Labor Statistics, Washington D.C. 20212. Attn: Office of Inquiries and Correspondence.

Changes in Current Population Survey Weighting

The following describes three recent changes in the CPS weighting process which affect the March 1981 CPS supplement. As a result of these changes, caution should be used when comparing 1981 estimates with those from earlier years.

Change in Race Categories Used for Controlling Independent Population Estimates

Race categories are used in ratio-estimation of the sample estimates to known distributions. Previously, the Black and other-not-White sample estimates were separately adjusted to known totals for these two populations. Then these two groups were combined for the final adjustment in the weighting process which adjusted to independent estimates for White/not-White populations.

This file represents ratio estimates to Black and not-Black totals; moreover, a separate adjustment is not made for other-not-White. Analysis of results from the 1980 census indicated that reporting of race was not directly comparable with CPS because of different data collection procedures. As a result, it was determined that more precise estimates could be derived for Black and not-Black populations as compared to those available for White and not-White populations.

March CPS Labor Force Estimates

In previous years an adjustment was made so that certain March supplement labor force estimates would be identical to the same estimates in the regular March Employment and Earnings publication. It was felt, however, that this procedure hurt the reliability of many March supplement estimates and that users' needs for consistency between different publications were limited enough to warrant elimination of this stage of weighting. As a result, labor force estimates taken from the 1981 March CPS supplement file will not be in absolute agreement with the basic March labor force estimates.

Introduction of 1980 Decennial Census Population Controls

The ratio estimation procedure used to produce the weights carried on the March CPS file involves, in part, the adjustment of sample results to independent estimates of the population. These independent estimates are computed by updating the civilian noninstitutional population counts derived from the latest decennial census. The previously released March CPS sample results for 1972 through 1980 were adjusted to independent estimates derived from the 1970 census. The independent estimates used to control this 1981 file are based on the results of the 1980 census.

The population counts as of April 1, 1980 from the 1980 census differ substantially from the independent estimates for the same date based on the 1970 census. For example, the 1980-based estimate of the civilian noninstitutional population on April 1, 1980 was 222,420,441

compared with the 1970-based estimate for the same date of 217,400,244. Furthermore, while analysis is continuing, it is generally believed that the 1980 census reduced the undercount experienced in 1970 for the population as a whole and most notably for minority groups. As a result, differences for subpopulation groups may be disproportionately greater than that for the total population.

Impact of Processing Changes

The following table shows population groups from this file and from the March 1980 Annual Demographic File (ADF) based on both 1970 and 1980 population counts.

NOTE: Plans are being made to release a new version of the March 1980 file with 1980-based weights. This file will provide the necessary bridge data for those users requiring more detailed comparisons.

Selected Statistics for the Civilian Noninstitutional Population (Numbers in Thousands)				
	March 1981 a	March 1980 Procedures Used		Change b-c
		New1/ b	Old2/ c	
Total Population	224,425	222,271	217,245	5,026
White	192,398	191,161	187,489	3,672
Nonwhite	32,027	31,110	29,757	1,353
Black	26,348	25,914	25,357	557
Spanish	13,573	13,333	13,207	126
Total Males	108,276	107,268	104,836	2,432
Total Females	116,149	115,002	112,410	2,592

1/ Based on 1980 census estimates.

2/ Based on extrapolated 1970 census estimates.

Table 1. Selected Characteristics of All Families—Number of Families and Median Income in 1980 and 1979, by Race and Spanish Origin of Householder

(FAMILIES AS OF MARCH OF THE FOLLOWING YEAR. AN ASTERISK (*) PRECEDING PERCENT CHANGE INDICATES STATISTICALLY SIGNIFICANT CHANGE AT THE 95-PERCENT CONFIDENCE LEVEL. FOR MEANING OF SYMBOLS, SEE TEXT)

SELECTED CHARACTERISTICS	1980			1979			PERCENT CHANGE-- MEDIAN INCOME, 1979 VS 1980 (BASED ON 1980 CENSUS POPULATION CONTROLS)				
	NUMBER (THOUS.)	MEDIAN INCOME		NUMBER (THOUS.)	MEDIAN INCOME		NUMBER (THOUS.)	MEDIAN INCOME		IN CURRENT DOLLARS	IN 1980 DOLLARS
		VALUE (\$DOLLARS)	STANDARD ERROR (\$DOLLARS)		VALUE (\$DOLLARS)	STANDARD ERROR (\$DOLLARS)		VALUE (\$DOLLARS)	STANDARD ERROR (\$DOLLARS)		
ALL RACES											
ALL FAMILIES.	40 309	21 023	91	39 950	19 967	91	38 426	19 661	92	+7.3	+3.3
TYPE OF RESIDENCE											
NONFARM.	38 676	21 151	92	37 849	19 678	92	36 760	19 756	93	+7.3	+3.3
FARM.	1 631	15 755	767	1 102	16 281	723	1 666	16 357	719	-3.2	+14.8
INSIDE METROPOLITAN AREAS.	40 207	22 590	176	39 785	21 007	186	39 099	21 078	190	+7.3	+3.3
1,000,000 OR MORE.	22 490	23 625	255	22 208	22 014	205	21 858	22 056	207	+8.2	+4.7
INSIDE CENTRAL CITIES.	7 991	18 908	407	7 962	17 423	396	7 826	17 491	400	+8.3	+4.9
OUTSIDE CENTRAL CITIES.	14 409	26 339	271	16 246	24 571	296	14 032	24 673	298	+7.2	+3.6
UNDER 1,000,000.	17 714	21 317	231	17 577	19 822	225	17 190	19 870	225	+7.3	+3.3
INSIDE CENTRAL CITIES.	7 849	19 817	374	7 677	18 911	329	7 480	18 528	336	+7.1	+3.7
OUTSIDE CENTRAL CITIES.	9 865	22 393	305	9 900	20 833	276	9 610	18 528	280	+7.3	+3.3
OUTSIDE METROPOLITAN AREAS.	1 631	15 755	767	1 102	16 281	723	1 666	16 357	719	-3.2	+14.8

Source: Money Income and Poverty Status of Families and Persons in the United States: 1980, P-60, No. 127.

RECENT CHANGES IN CURRENT POPULATION SURVEY CONCEPTS

The concepts listed below show changes made in the household and family concepts for the March 1980 Current Population Survey (CPS) and which will apply to all subsequent March supplements to the CPS. These changes affect the definitions for total households and subfamilies (see Figures 4-6), and were instituted to correspond to the terminology and concepts for the 1980 decennial census.

Concepts on Families

Primary Family Head. Prior to 1980, the person who maintained the family was referred to as the head, and in husband-wife households, the head by definition had to be a male. The new definition permits the wife to be designated as the "householder." 1/

Husband-wife. In addition to the definitional change described above, the old husband-wife designation is now referred to as a "married-couple" family.

Male Head, no wife present. Now referred to as "other family, male householder."

Female Head, no husband present. Now referred to as "other family, female householder."

Subfamilies. The term "related" was added to this concept. Related subfamilies refer to family groups within households where members are related to, but do not include, the householder or spouse of the householder. Neither the householder nor his/her spouse are included in this grouping.

Like the family households, husband-wife relationships are also referred to as "married-couple" subfamilies. However, a subfamily male-head with no wife present is called a "father-child" related subfamily while a "female head with no husband present" is called a "mother-child" related subfamily.

Secondary Families. As a corollary to the related subfamily change, secondary families are now referred to as "unrelated subfamilies." Unrelated subfamilies refer to family groups within households where no member is related to the householder.

The same types of family relationships described for related subfamilies also apply to unrelated subfamilies with one addition (e.g., married-couple, father-child, mother-child unrelated subfamilies and "other unrelated subfamilies"--see Figure 4).

1/This change in definition for husband-wife households, however, may have a slight impact on the generation of family tables which are traditionally tallied by the characteristics of the head.

Total families. Data for secondary families (now unrelated subfamilies) will no longer appear in the total families category. Therefore, the term "family" is now synonymous with the term "primary family." This usage is consistent with the family concept used in the 1980 census.

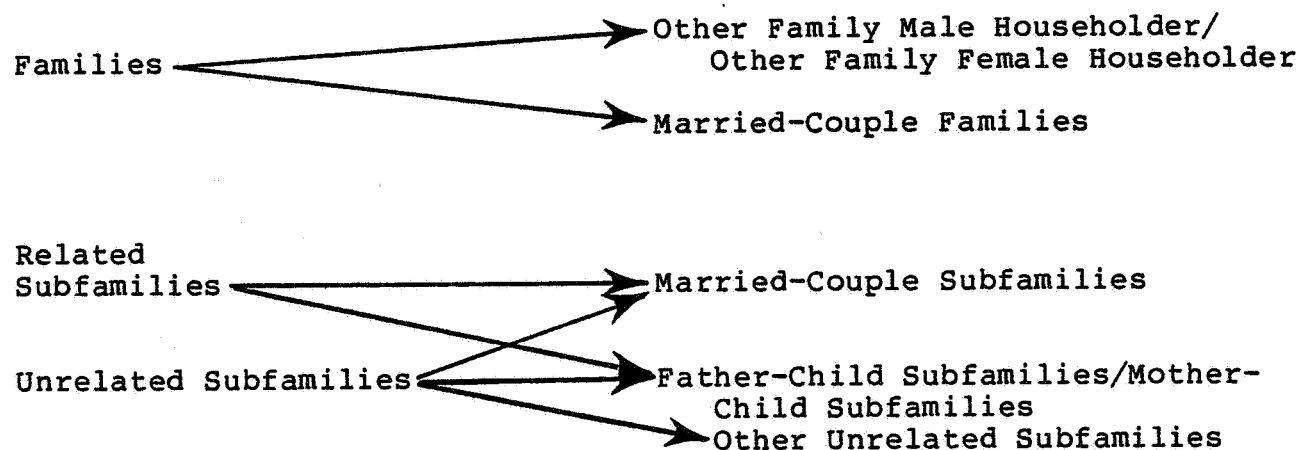
Adults. In defining adults, the age limit has been raised from 14 to 15 years old. Therefore, supplemental data for adults are only available for the 15+ population. (Basic labor force data, however, are still available for 14 year olds.

FIGURE 4

Concepts Affecting Families

Family Types

Existing Relationships



Concepts on Individuals

Head of Household, Spouse and Child. A variety of concepts have been used to identify related individuals. These include: head of household, spouse, and child. Both the head of household and spouse concepts have changed as shown in Figure 5. In related and unrelated subfamilies, the head is now referred to as the "reference person."

Primary Individual. Although everyone is or has been part of a family, many people do not live in a family setting. A primary individual, for example, is a person who lives alone or with nonrelatives. For 1980 and beyond, this person will be referred to as a "nonfamily householder" as shown in Figure 6.

Secondary Individual. This concept, like "primary individual," refers to unrelated individuals in a household. For 1980 and beyond, it will be referred to as "other person living with no relatives" as shown in Figure 6.

FIGURE 5

Major Changes in Concepts Affecting Related Individuals

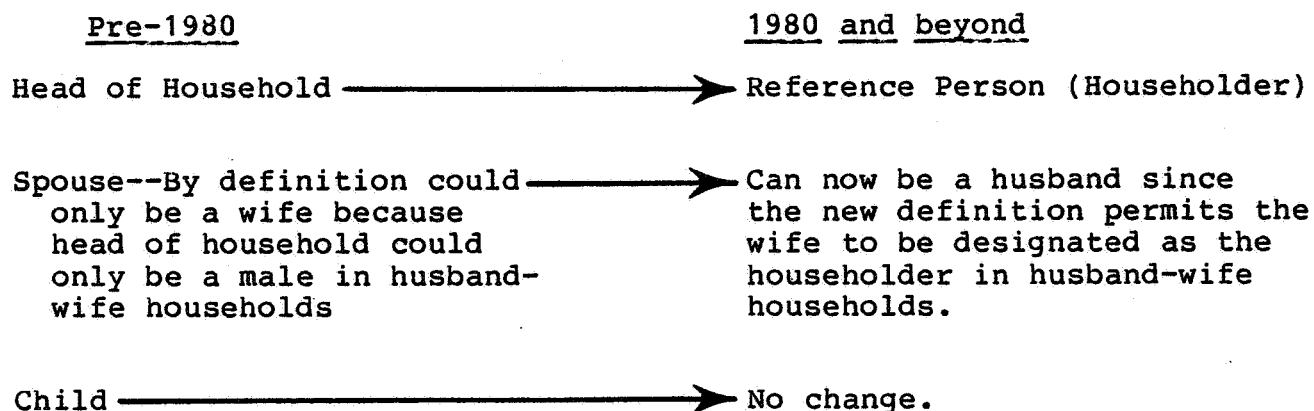
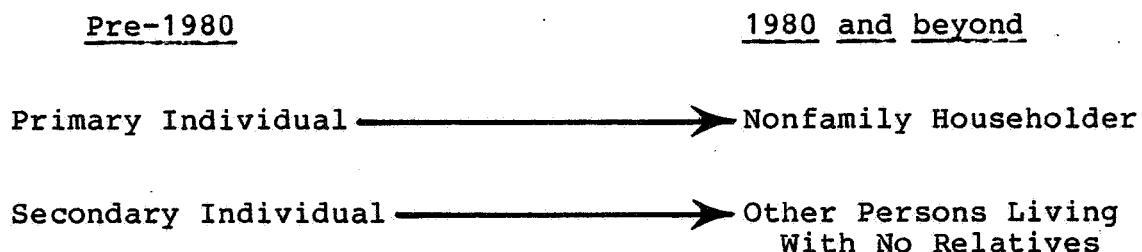


FIGURE 6

Major Changes in Concepts Affecting Unrelated Individuals



SUMMARY OF CHANGES IN DEFINITIONS AND TERMINOLOGY FOR
PRESENTATION OF HOUSEHOLD AND FAMILY DATA

- I. General definitional change. The secondary family component of "total families" will be excluded from the total families universe, thus, making the term "family" synonymous with the term "primary" family and consistent with the decennial-census family concept. Secondary families will continue to be recognized in the CPS and their characteristics will be tabulated separately. These secondary family data will be shown on a limited basis and will be referred to as unrelated subfamily data (see sections IV and V below).

II. Household Relationships

Categories: 1980 and beyond

Total population
In households
Family householder
Married, spouse* present
Other
Spouse* of householder
In related subfamilies
Married, spouse* present
Child of householder
Parent, no spouse present
Child of householder
Child
Child of householder, not in related subfamilies
Other relatives, not in related subfamilies
In unrelated subfamilies
Reference person
Married, spouse* present
Other
Spouse* of reference person
Other in unrelated subfamily
Other in unrelated subfamily
Nonfamily householder
Other persons living with no relatives
In group quarters

Categories: Pre-1980

Total population
In households
Head of primary family
Married, spouse** present
Other
Spouse** of primary family head
In subfamilies
Married, spouse** present
Child of primary family head
Other subfamily head
Child of primary family head
Child of subfamily head
Child of primary family head, not in subfamilies
Other relatives not in subfamilies
In secondary families
Head of family
Married, spouse** present
Other
Spouse** of family head
Child of family head
Others in secondary families
Primary individual
Secondary individual in households
In group quarters

*Indicates husband or wife as appropriate when data are shown by sex.

**By definition, can only be a wife.

III. Households by type

Categories: 1980 and beyond

Total households
Family households
Married-couple family
Other family, male householder
Other family, female householder
Nonfamily households
Male householder
Female householder

Categories: Pre-1980

Total households
Primary families
Husband-wife
Male head, no wife present
Female head, no husband present
Primary individuals
Male
Female

IV. Related subfamilies. Defined as nuclear family groups within households where members are related to, but do not include, the householder or spouse of householder (formerly called "subfamilies").

Categories: 1980 and beyond

Total related subfamilies
Married-couple
Mother-child
Father-child

Categories: Pre-1980

Total subfamilies
Husband-wife
Female head, no husband present
Male head, no wife present

V. Unrelated subfamilies. Defined as family groups within households where members are not related to the householder (formerly called "secondary families").

Categories: 1980 and beyond

Total unrelated subfamilies
Married-couple
Mother-child
Father-child
Other

Categories: Pre-1980

Total secondary families
Husband-wife
Female head, no husband present
Male head, no wife present

GLOSSARY

CURRENT POPULATION SURVEY, MARCH 1981

Geographic Concepts

Geographic Division - An area composed of contiguous States, with Alaska and Hawaii also included in one of the divisions. (A State is one of the 51 major political units in the United States.) The nine geographic divisions have been largely unchanged for the presentation of summary statistics since the 1910 census.

There are four regions: Northeast, North Central, West, and South. The nine geographic divisions within the four regions are presented below:

NORTHEAST REGION

New England Division

Connecticut
Maine
Massachusetts
New Hampshire
Rhode Island
Vermont

Middle Atlantic Division

New Jersey
New York
Pennsylvania

NORTH CENTRAL REGION

East North Central Division

Illinois
Indiana
Michigan
Ohio
Wisconsin

West North Central Division

Iowa
Kansas
Minnesota
Missouri
Nebraska
North Dakota
South Dakota

WEST REGION

Mountain Division

Arizona
Colorado
Idaho
Montana
Nevada
New Mexico
Utah
Wyoming

Pacific Division

Alaska
California
Hawaii
Oregon
Washington

SOUTH REGION

East South Central Division

Alabama
Kentucky
Mississippi
Tennessee

West South Central Division

Arkansas
Louisiana
Oklahoma
Texas

South Atlantic Division

Delaware
District of Columbia
Florida
Georgia
Maryland
North Carolina
South Carolina
Virginia
West Virginia

CHANGES IN THE DATA DICTIONARY SINCE 1980

Changes in the March 1981 Data Dictionary are reflected below. The number preceding the description (i.e., H103) indicates the character location of the data item. The number in parentheses following each description shows the character size of the data item.

MARCH 1980 CPS DATA DICTIONARY

MARCH 1981 CPS DATA DICTIONARY

Household Record

H103
Presence of Household
Members 5-18 (1)

H103
Number of Household
Members 5-18 Never
Married Other Than
Householder (1)

H332
Fill 6 (29)

H332
Fill 7 (59)

Family Record

F332
Fill 8 (29)

F332
Fill 10 (59)

Person Record

P336
Working March 1975 (1)

P336
Working March 1980 (1)

P337
In Armed Forces March
1975 (1)

P337
In Armed Forces March
1980 (1)

P338
Attending College March
1975 (1)

P338
Attending College March
1980 (1)

P339
Living in Same House
March 1975 (1)

P339
Living in Same House
March 1980 (1)

MARCH 1980 CPS DATA DICTIONARY

MARCH 1981 CPS DATA DICTIONARY

Person Record
(Continued)

P340

SMSA Residence March
1975 (1)

P340

SMSA Residence March
1980 (1)

P341

Residence 1975 to
Residence 1980 (2)

P341

Residence 1980 to
Residence 1981 (2)

P355

Other Health Insurance (1)

P355

Fill 15 (6)

P356

Covered by Other Health
Insurance (1)

P357

Other Persons Covered by
Health Insurance (1)

P358

Fill 13 (3)

P361

Rotation Groups
Eligibility (1)

P362

Usual Hours Worked
Per Week (2)

P364

Paid Hourly (1)

P365

Hourly Earnings (4)

Person Record
(Continued)

P369
Earn Weekly Before
Deductions (3)

P372
Earnings Weight (11)

P383
Allocation Flag (1)

P384
Allocation Flag (1)

P385
Allocation Flag (1)

P386
Allocation Flag (1)

P387
Fill 16 (4)

DATA DICTIONARY INDEX

Current Population Survey, March 1981

<u>Item</u>	<u>Character</u> <u>Position</u>
<u>HOUSEHOLD RECORD INDEX</u>	
<u>Geographic Code and Size</u>	
Central City Status Code	H50
Division Code	H38
FIPS SMSA Code	H45
Modified SMSA Status Code	H49
Region Code	H37
SMSA Rank by Size	H43
SMSA Size Recode	H51
State Geographic Code	H39
State Population Size Rank	H41
<u>Household Characteristics</u>	
Farm Nonfarm Recode	H117
Household Members Age 5-18, Never Married	H56
Household Status	H103
Household Type	H69
Number of Families in This Household	H13
Number Housing Units in Structure	H11
Number of Married Couples in Household	H34
Excluding Householder and Spouse	H83
Number of Persons in Household Under Age 18	H70
Number of Persons in This Household	H9
Number of Persons in Household Not	
Related to Householder	H82
Public Housing Project	H61
Race of Householder (Noninterview Type A)	H30
Relationship to Householder Recode	H81
Rent Subsidy	H62
Tenure of Household	H60
Trailer Portion of Unique Household	H7
Type of Living Quarters	H58
<u>Income (Cash and Noncash)</u>	
Free or Reduced Price Lunch Received	H118, 119, 120
At School	H106, 107
Hot Lunch Eaten at School	H104, 105
Household Income Percent Cut 1	H84
Household Income Percent Cut 2	H85
Household Income Recode	H87
Number of Months Household Members	
Received Food Stamps	H110
Number of Persons in Household	
Covered by Food Stamps	H109
Total Household Income	H72

Value of Energy Assistance Received By Household #121
 Value of Food Stamps Received by
 Household Members H112

Noninterview Reason
Noninterview Reason H31
 Weight for Noninterview Records H33

Number of Families (See Household Characteristics)

Number of Married Couples
 (See Household Characteristics)

Number of Persons
 (See Household Characteristics)

Public Housing (See Household Characteristics)

Race of Head
 (See Household Characteristics)

Record Identification
 Allocation Flag for Household Number H57
 Household Record Type H331
 Identification Number H18
 Index of Principal Person H14
 Month-In-Sample Code H17
 Sequence Number H1

SMSA (See Geographic Code and Size)

Weight
 Household Weight H196

FAMILY RECORD INDEX

Age
 Members 18 to 64 Years of Age F148
 Members 65 Years and Over F149
 Number of Children in Family 5 to 17 F166
 Persons in Family Under 18 F165
 Presence of Related Children by Age F147

Flags
 Flag-CS (child support) F142
 Flag-DI (dividends) F139
 Flag-EA (total family earnings) F144
 Flag-FR (farm) F134
 Flag-IN (interest) F138
 Flag-OT (other) F145
 Flag-PA (public assistance) F137
 Flag-RE (rental income or royalties) F141
 Flag-SE (self-employment) F133
 Flag-SP (supplemental income) F136

Flag-US (U.S. government sources-Social Security or Railroad Retirement)	F135
Flag-TO (total family)	F143
Flag-VP (veterans payments)	F140
Flag-WS (wages and salaries)	F132
<u>Household Characteristics</u>	
Description of Family	F146
Householder of Spanish Origin	F19
Kind of Family	F9
Number of Earners in Family	F169
Number of Family Members in Labor Force	F167
Number of Persons in Family	F11
Sex and Marital Status of Family Householder and Labor Force Status of Spouse	F168
Type of Family	F10
<u>Income of Family (Low-Income Level)</u>	
Family Income to Low Income Level	F189
Low Income (Poverty) Cutoff Dollar Amount	F181
Ratio of Family Income to Low-Income Level	F190
<u>Income</u>	
Child Support, Etc.	F97
Dividends, Etc.	F74
Farm Income	F35
Family Income Percent Cut 1	F178
Family Income Percent Cut 2	F179
Family Income Recode	F192
Interest	F66
Money Received from Social Security and Railroad Retirement	F42
Public Assistance and Welfare	F58
Retirement	F89
Self-employment Income	F28
Sources of Income	F194
Supplemental Security, Money from U.S. and State and Local Government	F50
Veterans Payment, Etc.	F81
Wages and Salaries	F20
<u>Income Reciprocity</u>	
Type A Other Income	F170
Type B Other Income	F171
Type C Other Income	F172
Type D Other Income	F173
Type E Other Income	F174
Type F Other Income	F175
Type G Other Income	F176
Type H Other Income	F177
<u>Income Total of Family</u>	
Total Family Income	F105
Total Family Earnings	F114
Total Other Family Income	F123

Labor Force (See Household Characteristics)

Marital Status

Age of Oldest Own Child, Any Marital Status	F163
Age of Youngest Own Child, Any Marital Status	F161
Own Children, Any Age, Any Marital Status	F151
Own Children Under 25, Any Marital Status	F152
Own Never Married Children Under 15	F154
Own Never Married Children Under 18	F150,153

Own Children

Own Children Under 1	F160
Own Children Under 3	F159
Own Children Under 5	F158
Own Children Under 6	F157
Own Children Under 9	F156
Own Children Under 12	F155

Record Identification

Household Record Type	F331
Family Sequence Number Within Household	F7
Index in Persons Record of Family Householder or Reference Person	F13
Index in Persons Record of Family Husband	F209
Index in Persons Record of Family Spouse or Reference Person	F15
Index in Persons Record of Family Wife	F207
Index in Persons Record of Last Member	F17
Unique Household Identifier	F1

Sex (See Household Characteristics)

Weight

Family Weight	F196
---------------	------

PERSON RECORD INDEX

Age, Marital Status, Race, and Sex

Age Recode	P306
Age Recode 1	P304
Age in Single Years	P110
Marital Status	P107
Race	P109
Sex	P108
Spanish Ethnicity	P113

Armed Forces (See Veteran Status)

Education

Attending College March 1980	P338
Completed Highest Grade Attended	P117
Highest Grade Attended	P115

Earnings

Eligibility in Rotation Groups 1 or 5

P361

Employment Characteristics

Employment Status

Class of Worker (Current Job)	P59
Class of Worker (Longest Job Last Year)	P150
Class of Worker Recode 1	P314
Class of Worker Recode 2	P315
Did Not Work Last Year	P129
Earned Recode	P313
Employment Status Recode	P12
Experienced Labor Force Status (Edited)	P13
Full-Part Time Status Recode	P14
Getting Paid for Time Off Last Week	P22
Labor Force Recode 1	P295
Labor Force Recode 2	P296
Major Activity (Last Week)	P15
Number of Employers Last Year	P138
Paid Hourly	P364
Part-Full Time Recode	P309
Reason Work Part-Time	P149
What Was Done Most of Remaining Weeks Last Year	P145
When Last Worked For Pay	P60
When Last Worked Full-Time 2 Weeks or More	P48
Working March 1980	P336 ✓

Hours of Work

Hours Per Week Worked Last Year	P136
Hours Worked Last Week	P16
Usually Worked 35 Hours Per Week	P18
Usually Worked 35+ Hours Per Week at Job	P23
Worked Less Than 35 Hours One Week Last Year	P146
Reason Not Working 35 Hours Per Week	P19
Usual Hours Work Per Week (Rotation Group 1 or 5)	P362

Looking For Work

Believe No Work Available Not Looking	P31
Checked Employer Directly	P26
Checked Private Employment Agency	P25
Checked Public Employment Agency	P24
Checked With Friends or Relatives	P27
Could Not Find Any Work	P32
Did Nothing	P29
Intend to Look for Work Next Twelve Months	P63
Looking for Full-or Part-Time Work	P45
Looking for Work Last Year	P130
Looked for Work in Between Jobs	P139
Other Method Used	P30

Placed or Answered Ads	P28
Want Regular Job Now	P62
Weeks Looking All in One Stretch	P144
Weeks Looking or on Layoff	P142
Weeks Looking for Work	P43
Weeks Looking for Nonworkers in 1980	P131
Why Started Looking for Work	P42
Work Recode 1, Work Experience Weeks Looking, Nonworkers	P310
Work Recode 2, Part Year Worker Weeks Looking	P311
Work Recode 3, Part Year Worker Weeks Looking	P312
Unable to Work	
Any Reason Could Not Take Job	P46
Cannot Arrange Child Care	P36
Did Not Know	P41
Employers Think Too Young or Old	P34
Family Responsibility	P37
Ill Health or Other Physical Disability	P39
In School or Other Training	P38
Lacks Necessary Schooling	P33
Lost Full Weeks Work Due to Work Layoff	P140
Main Reason Did Not Work Last Year	P133
Other	P40
Personal Handicap	P35
Reason Could Not Take Work Last Week	P47
Why Left Job	P61
Weeks Worked	
Weeks Worked Part-Time	P147
Weeks Worked Recode	P307
Weeks Worked Last Year	P134
Why Not at Work Last Week	P21
<u>Flag</u>	
Allocation	P64,65,66,67,68,69 70,71,72,73,74,75, 76,77,78,79,80,81, 82,84,85,90
Child Support	P190
Dividend	P187
Earn Hourly	P385
Earn Weekly	P386
Farm Income	P182
Hours Worked	P382
Interest	P186
Paid Hourly	P384
Public Assistance	P185
Rental Income	P189
Self Employment	P181
State and Local Government	P184

Top Coded	P269,270,271 272,273,274,275 276,277,278,279 280,281,282 P183 P188 P180
U.S. Government Veterans Payments Wages and Salaries Flag	
<u>Highest Grade Completed (See Education)</u>	
<u>Household Characteristics</u>	
Family Number	P105
Family Relationship	P106
Family Type	P104
Household Recode (1 thru 4)	P297,299,300,302
Parents Recode (Presence of Parents)	P303
Relationship to Householder	P103
<u>Income (Non-Wages and Salaries Sources)</u>	
Alimony, Child Support, Other Income	P243
Dividends, Rentals, Trust	P227
Farm	P202
Hourly Earnings	P365 ✓
Interest Amount	P222
Income Cut-off	P289
Pension	P238
Person's Income Recode	P324
Personal Income Total	P248
Public Assistance Amount	P217
Self-employment	P196
Source of Income Recode	P326
Supplemental Security	P213
Total Earnings	P255
Total Other Income	P262
U.S. Government	P208
Veterans', Unemployment, Workmen's Compensation	P233
Wages or Salaries	P191
Weekly Earnings Before Deductions, Usual	P369
<u>Income Reciprocity</u>	
Aid to Dependent Children	P164
Alimony and Child Support	P177
Anything Else	P179
Dividends	P167
Estates and Trust	P169
Farm Income	P159
Federal Government Pension	P175
Interest	P166
Military Retirement	P174
Other Public Assistance	P165
Other Regular Contribution	P178
Private Pensions	P173
Railroad Retirement	P161

Rent and Royalties
 Self-employment
 Social Security
 State and Local Government
 State and Local Government Pension
 U.S. Government
 Unemployment Compensation
 Veterans' Payments
 Wage and Salary
 Workmen's Compensation

P168
 P158
 P160
 P163
 P176
 P162
 P171
 P170
 P157
 P172

Insurance/Pension Coverage

CHAMPUS or Military Health Care
 Group Health
 Other Persons Covered
 Part Paid by Employer
 Medicaid
 Medicare
 Pension Plan

P353,354
 P345,348
 P347
 P346
 P351,352
 P349,350
 P343,344

LABOR FORCE (See Employment Characteristics)

PERSONS

Industry

Detailed Industry Recode 4
 Industry (current job)
 Industry Code (Longest job last year)
 Industry Recode (current job)

P322
 P49
 P151
 P52

Occupation

Detailed Occupation Recode 3
 Major Occupation Recode 4
 Occupation Code (current job)
 Occupation Recode (current job)
 Occupation Code (Longest job last year)

P318
 P320
 P56
 P154
 P154

Record Identification

Family Membership Key
 Person Record Type
 Person Sequence Number Within Household
 Population Type Item 25A
 Principal Person Indicator
 Related Subfamily Membership Key
 Unique Household Identifier

P10
 P331
 P7
 P102
 P9
 P11
 P1

Residence

Living in Same House March 1980
 Migration
 Region of Residence in 1980-Migration
 Residence 1980 to 1981 to 1982
 SMSA Residence in 1980 Recode
 SMSA Residence March 1980
 State residence in 1981

P337
 P328
 P329
 P341
 P330
 P340
 P337

Race (See Age, Marital Status, Race, and Sex)

Sex (See Age, Marital Status, Race)

Unemployment (See Employment Characteristics)

Veteran Status

~~In Armed Forces March 1980~~

Veteran Status

~~P337~~ ✓

P112

Weights

Basic CPS Person Weight

March Supplement Weight

Basic Earnings Weight

P91

P118

P372

HOW TO USE THE DATA DICTIONARY

This computer-generated report documents the data contents and the record layout of the file. Below is a brief description of the information provided for each data item.

The first line of each data item description gives the name, size/scale, begin position, data type, and the variable label. Following those items, on subsequent lines, are any applicable notes and value codes. Each of these items is defined below.

1. Name. This is an arbitrarily assigned 8 character identifier. It may be a mnemonic such as "STATE" or "EDNUMBER", or sequential identifier such as "TAB1", "TAB2", etc.
2. Size/Scale. The size of a data item is given in characters. The scale of a data item is given in integer powers of 10. Implied decimals or multipliers (in integer powers of ten only) are indicated by a "-" or a "+" followed by a number. For example, 123.45 would appear on the data tape as 12345, and the size/scale value would be 5/-2. A number recorded in thousands (12,345,000 for example) would appear on the data tape as 12345 and the size/scale value would be 5/+3. Scale factors which are not an integer power of ten are identified in the notes following the label, and in the footnotes.
3. Begin. This is the location in the data record of the first character of the data item.
4. Data Type. The data type indicates whether the data item is alphanumeric (A) or numeric (N).
5. Description. (This is not titled in the Data Dictionary.)

Label. This is a single 40 character line or a set of 40 character lines which describes the data item.

Notes and Value Codes. This section provides any relevant notes or footnote references. In addition, any value codes necessary for the data item are listed and labeled here.

DATA DICTIONARY

LOGICAL RECORD LENGTH = 390

2
CURRENT POPULATION SURVEY, MARCH 1981
THIS FILE IS ALSO KNOWN AS THE ANNUAL DEMOGRAPHIC FILE.

THIS FILE PRESENTS CURRENT DATA ON THE COMPOSITION AND ECONOMIC STATUS OF THE POPULATION OF THE UNITED STATES. IT PROVIDES COMPREHENSIVE INFORMATION ON THE EMPLOYMENT STATUS, OCCUPATION, AND INDUSTRY OF PERSONS OF CURRENT JOB FOR 14 YEARS OLD AND OVER. WORK EXPERIENCE AND INCOME ARE PROVIDED FOR 15 YEARS OLD AND OVER. CHARACTERISTICS SUCH AS AGE, SEX, RACE, MARITAL STATUS, FAMILY RELATIONSHIP, INCOME, AND SPANISH ETHNICITY ARE SHOWN FOR EACH PERSON IN THE HOUSEHOLDS ENUMERATED. THE FILE CONTAINS 3 DIFFERENT RECORD TYPES. THESE TYPES ARE THE HOUSEHOLD, FAMILY, AND PERSON RECORDS. HOUSEHOLD RECORDS CONTAIN THE GEOGRAPHIC INFORMATION AND LIMITED INFORMATION ON HOUSEHOLDS. FAMILY RECORDS CONTAIN INFORMATION ON FAMILY INCOME AND OTHER FAMILY CHARACTERISTICS. PERSON RECORDS CONTAIN DETAILED INCOME, EMPLOYMENT, AND OTHER DEMOGRAPHIC DATA. EACH RECORD CONTAINS AN INDIVIDUAL WEIGHT. A RECORD IS ALSO PROVIDED FOR HOUSEHOLDS IN THE SAMPLE BUT NOT INTERVIEWED.

FILE STRUCTURE:

FOR A DETAILED DESCRIPTION OF THE FILE STRUCTURE, SEE DISCUSSION BEGINNING ON PAGE 8 OF TECHNICAL DOCUMENTATION.

*Converted to
7-1-81
J. H. H. H.*

RECORD H

NAME	SIZE/ SCALE	BEGIN	DATA TYPE
HHSEQNUM	6	1	A

HOUSEHOLD SEQUENCE NUMBER - UNIQUE ID
SAME ID WILL APPEAR FOR EACH PERSON IN
THIS HOUSEHOLD IN THE PPSEQNUM
SAME ID WILL APPEAR FOR EACH FAMILY IN
THIS HOUSEHOLD IN THE FFSEQNUM

HHPOS	2	7	A
-------	---	---	---

TRAILER PORTION OF UNIQUE HOUSEHOLD
00=FOR HOUSEHOLD RECORD
01-39=FOR PERSON RECORD
41-79=FOR FAMILY RECORD

NUMPERS	2	9	A
---------	---	---	---

NUMBER OF PERSONS IN THIS HOUSEHOLD

NUMFAM	2	11	A
--------	---	----	---

NUMBER OF FAMILIES IN THIS HOUSEHOLD

HHTYPE	1	13	A
--------	---	----	---

HOUSEHOLD TYPE
1 INTERVIEW HOUSEHOLD, WITH HOUSEHOLDER
2 GROUP QUARTERS (COLLECTIVE HH)
3 NONINTERVIEW TYPE A
4 NONINTERVIEW TYPE B/C

PPINDIND	2	14	A
----------	---	----	---

INDEX OF PRINCIPAL PERSON
00 NIU (NOT IN UNIVERSE)
01-39 INDEX OF PRINCIPAL PERSON

ITEM9	1	16	A
-------	---	----	---

HOUSEHOLD NUMBER (EDITED)
1 HOUSEHOLD 1
2 HOUSEHOLD 2
3 HOUSEHOLD 3
4 HOUSEHOLD 4
5 HOUSEHOLD 5
6 HOUSEHOLD 6
7 HOUSEHOLD 7
8 HOUSEHOLD 8

RECORD H

NAME
SIZE/
SCALE BEGIN DATA
TYPE

MIS 1 17 A MONTH-IN-SAMPLE CODE
GENERATED FROM MONTH AND ROTATION

HHIDNUM 12 18 A HOUSEHOLD IDENTIFICATION NUMBER

BITM14RC 1 30 A RACE OF HOUSEHOLDER (NONINTERVIEW)
0 NIU
1 WHITE
2 BLACK
3 OTHER

BITM15RC 2 31 A NONINTERVIEW REASON *for Type B/C*
00 NIU
01 VACANT - REGULAR
02 VACANT - STORAGE FOR HH FURNITURE
03 TEMPORARILY OCCUP. BY URE
04 UNFIT OR TO BE DEMOLISHED
05 UNDER CONSTRUCTION, NOT READY
06 CONVERTED TO TEMP BUSINESS OR STORAGE
07 OCCUPIED BY PERSONS IN AF OR UNDER 14
08 UNOCCUPIED TENT OR TRAILER SITE
09 PERMIT GRANTED, CONST. NOT STARTED
10 OTHER
11 DEMOLISHED
12 HOUSE OR TRAILER MOVED
13 OUTSIDE SEGMENT
14 CONVERTED TO PERM BUSINESS OR STORAGE
15 MERGED
16 CONDEMNED
17 BUILT AFTER APRIL 1, 1970
18 UNUSED LINE ON LISTING SHEET
19 OTHER

BNTWGT 1 33 A WEIGHT CODE FOR NON-INTERVIEW RECORDS
0 NIU
1 REGULAR TYPE A, B, OR C NON-INTERVIEW
2 SUBSAMPLE TYPE A NON-INTERVIEW
3 SUBSAMPLE TYPE B NON-INTERVIEW
4 SUBSAMPLE TYPE C NON-INTERVIEW

RECORD H

NAME	SIZE/ SCALE	BEGIN	DATA TYPE	
NUMHU	1	34	A	NUMBER HOUSING UNITS IN STRUCTURE NOT CODED (NC)
		0		1
		1		2
		2		3-4
		3		5-9
		4		10+
		5		
FILL1	2	35	A	FILLER
REGION	1	37	A	GEOGRAPHIC REGION CODE
		1		NORTHEAST
		2		NORTH CENTRAL
		3		SOUTH
		4		WEST
DIVISION	1	38	A	GEOGRAPHIC DIVISION CODE
		1		NEW ENGLAND
		2		MIDDLE ATLANTIC
		3		EAST NORTH CENTRAL
		4		WEST NORTH CENTRAL
		5		SOUTH ATLANTIC
		6		EAST SOUTH CENTRAL
		7		WEST SOUTH CENTRAL
		8		MOUNTAIN
		9		PACIFIC
MSSTATE	2	39	A	GEOGRAPHIC STATE CODE
		11		MAINE
		12		NEW HAMPSHIRE
		13		VERMONT
		14		MASSACHUSETTS
		15		RHODE ISLAND
		16		CONNECTICUT
		21		NEW YORK
		22		NEW JERSEY
		23		PENNSYLVANIA
		31		OHIO
		32		INDIANA

RECORD H

NAME	SIZE/ SCALE	BEGIN	DATA TYPE
ILLINOIS		33	
MICHIGAN		34	
WISCONSIN		35	
MINNESOTA		41	
IONA		42	
MISSOURI		43	
NORTH DAKOTA		44	
SOUTH DAKOTA		45	
NEBRASKA		46	
KANSAS		47	
DELAWARE		51	
MARYLAND		52	
DISTRICT OF COLUMBIA		53	
VIRGINIA		54	
WEST VIRGINIA		55	
NORTH CAROLINA		56	
SOUTH CAROLINA		57	
GEORGIA		58	
FLORIDA		59	
KENTUCKY		61	
TENNESSEE		62	
ALABAMA		63	
MISSISSIPPI		64	
ARKANSAS		71	
LOUISIANA		72	
OKLAHOMA		73	
TEXAS		74	
MONTANA		81	
IDAHOO		82	
WYOMING		83	
COLORADO		84	
NEW MEXICO		85	
ARIZONA		86	
UTAH		87	
NEVADA		88	
WASHINGTON		91	
OREGON		92	
CALIFORNIA		93	
ALASKA		94	
HAWAII		95	

MSTSTRAN	2	41	A	STATE POPULATION SIZE RANK (1970)
		01		CALIFORNIA
		02		NEW YORK
		03		PENNSYLVANIA

RECORD H

NAME	SIZE/ SCALE	BEGIN	DATA TYPE
TEXAS	04		
ILLINOIS	05		
OHIO	06		
MICHIGAN	07		
NEW JERSEY	08		
FLORIDA	09		
MASSACHUSETTS	10		
INDIANA	11		
NORTH CAROLINA	12		
MISSOURI	13		
VIRGINIA	14		
GEORGIA	15		
WISCONSIN	16		
TENNESSEE	17		
MARYLAND	18		
MINNESOTA	19		
LOUISIANA	20		
ALABAMA	21		
WASHINGTON	22		
KENTUCKY	23		
CONNECTICUT	24		
IOWA	25		
SOUTH CAROLINA	26		
OKLAHOMA	27		
KANSAS	28		
MISSISSIPPI	29		
COLORADO	30		
OREGON	31		
ARKANSAS	32		
ARIZONA	33		
WEST VIRGINIA	34		
NEBRASKA	35		
UTAH	36		
NEW MEXICO	37		
MAINE	38		
RHODE ISLAND	39		
HAWAII	40		
DISTRICT OF COLUMBIA	41		
NEW HAMPSHIRE	42		
IDAHO	43		
MONTANA	44		
SOUTH DAKOTA	45		
NORTH DAKOTA	46		
DELAWARE	47		
NEVADA	48		
VERMONT	49		
WYOMING	50		
ALASKA	51		

RECORD H

SIZE/
SCALE BEGIN

DATA
TYPE

NAME

SMSA

2

43

A

SMSA RANK BY SIZE (1970)

NOT APPLICABLE

L5720 Below

00 NEW YORK, N.Y.
01 LOS ANGELES-LONG BEACH, CALIF.
02 CHICAGO, ILL.
03 PHILADELPHIA, PA.
04 DETROIT, MICH.
05 SAN FRANCISCO-OAKLAND, CALIF.
06 WASHINGTON, D.C.-MD.-VA.
07 BOSTON, MASS.
08 NASSAU-SUFFOLK, N.Y.
09 PITTSBURGH, PA.
10 ST. LOUIS, MO.-ILL.
11 BALTIMORE, MD.
12 CLEVELAND, OHIO
13 HOUSTON, TEXAS
14 NEWARK, N.J.
15 MINNEAPOLIS-ST. PAUL, MINN.
16 DALLAS, TEXAS
17 SEATTLE-EVERETT, WASH.
18 ANAHEIM-SANTA ANA-GARDEN GROVE, CALI
19 MILWAUKEE, WIS.
20 ATLANTA, GA.
21 CINCINNATI, OHIO
22 PATTERSON-CLIFTON-PASSAIC, N.J.
23 SAN DIEGO, CALIF.
24 BUFFALO, N.Y.
25 MIAMI, FLA.
26 KANSAS CITY, MO.-KAN.
27 DENVER, COLO.
28 SAN BERNARDINO-RIVERSIDE-ONTARIO, CA
29 INDIANAPOLIS, IND.
30 SAN JOSE, CALIF.
31 NEW ORLEANS, LA.
32 TAMPA-ST. PETERSBURG, FLA.
33 PORTLAND, ORE.-WASH.
34 COLUMBUS, OHIO
36 ROCHESTER, N.Y.
38 SACRAMENTO, CALIF.
42 FORT WORTH, TEXAS
44 BIRMINGHAM, ALA.
45 ALBANY-SCHENECTADY-TROY, N.Y.
46 NORFOLK-PORTSMOUTH, VA.
48 AKRON, OHIO
49 GARY-HAMMOND-EAST CHICAGO, IND.
53 GREENSBORO-WINSTON-SALEM-HIGH POINT,
57

RECORD H

NAME	SIZE/ SCALE	BEGIN	DATA TYPE	
SMSAFIPS	4	45	A	FIPS SMSA CODE
		0000		NOT IDENTIFIABLE
		5600		NEW YORK, N.Y.
		4480		LOS ANGELES-LONG BEACH, CALIF.
		1600		CHICAGO, ILL.
		6160		PHILADELPHIA, PA.
		2160		DETROIT, MICH.
		7360		SAN FRANCISCO-OAKLAND, CALIF.
		8840		WASHINGTON, D.C.-MD.-VA.
		1120		BOSTON, MASS.
		5380		NASSAU-SUFFOLK, N.Y.
		6280		PITTSBURGH, PA.
		7040		ST. LOUIS, MO.-ILL.
		0720		BALTIMORE, MD.
		1680		CLEVELAND, OHIO
		3360		HOUSTON, TEXAS
		5640		NEWARK, N.J.
		5120		MINNEAPOLIS-ST. PAUL, MINN.
		1920		DALLAS, TEXAS
		7600		SEATTLE-EVERETT, WASH.
		0360		ANAHEIM-SANTA ANA-GARDEN GROVE, CA
		5080		MILWAUKEE, WIS.
		0520		ATLANTA, GA.
		1640		CINCINNATI, OHIO
		6040		PATTERSON-CLIFTON-PASSAIC, N.J.
		7320		SAN DIEGO, CALIF.
		1280		BUFFALO, N.Y.
		5000		MIAMI, FLA.
		3760		KANSAS CITY, MO.-KAN.
		2080		DENVER, COLO.
		7280		SAN BERNARDINO-RIVERSIDE-ONTARIO,
		3480		INDIANAPOLIS, IND.
		7400		SAN JOSE, CALIF.
		5560		NEW ORLEANS, LA.
		8280		TAMPA-ST. PETERSBURG, FLA.
		6440		PORTLAND, ORE.-WASH.
		1840		COLUMBUS, OHIO
		6840		ROCHESTER, N.Y.
		6920		SACRAMENTO, CALIF.
		2800		FORT WORTH, TEXAS
		1000		BIRMINGHAM, ALA.
		0160		ALBANY-SCHENECTADY-TROY, N.Y.
		5720		NORFOLK-PORTSMOUTH, VA.
		0080		AKRON, OHIO
		2960		GARY-HAMMOND-EAST CHICAGO, IND.
		3120		GREENSBORO-WINSTON-SALEM-HIGH POINT

RECORD H

SIZE/
SCALE BEGIN DATA
TYPE

NAME
MSTMSAR 1 49 A MODIFIED SMSA STATUS CODE
SMSA
NON SMSA
NOT IDENTIFIABLE

NAME
CCCSMSA 1 50 A CENTRAL CITY STATUS CODE
CENTRAL CITY
BALANCE OF SMSA
NON SMSA
NOT IDENTIFIABLE

NAME
SMSASIZR 1 51 A SMSA SIZE RECODE
NIU
3,000,000 OR MORE
1,000,000 - 2,999,999

NAME
FILL2 4 52 A FILLER

NAME
LANDUSAG 1 56 A FARM NON-FARM RECODE
NONFARM
FARM 10 OR MORE ACRES
FARM LESS THAN 10 ACRES

NAME
AITEM9 1 57 A ALLOCATION FLAG FOR (HH) NUMBER
NOT ALLOCATED
ALLOCATED

NAME
ITEM4 2 58 A TYPE OF LIVING QUARTERS
HOUSE, APARTMENT
IN NONTRANSIENT HOTEL, ETC
HU IN ROOMING HOUSE
MOBILE HOME OR TRAILER
HU NOT SPECIFIED ABOVE
QUARTERS NOT HU
01
02
03
04
05
06
07

RECORD H

NAME	SIZE/ SCALE	BEGIN	DATA TYPE	
TENURE	1	60	A	UNIT NOT PERMANENT (60) TENT/TRAILER SITE (60) Quarters OTHER NOT HU (Group Quarters) TENURE OF HOUSEHOLD (ITEM 60) OWNED OR BEING BOUGHT RENTED NO CASH RENT
PUBLIC	1	61	A	PUBLIC HOUSING PROJECT (ITEM 61) NIU YES NO
LOWERREN	1	62	A	RENT SUBSIDY (ITEM 62) NIU YES NO
FILL3	6	63	A	FILLER
HHSTATUS	1	69	A	HOUSEHOLD STATUS NIU (GROUP QUARTERS) FAMILY NONFAMILY HOUSEHOLDER LIVING ALONE NONFAMILY HOUSEHOLDER LIVING WITH NONRELATIVES
HHUND18	2	70	A	NUMBER OF PERSONS IN HOUSEHOLD UNDER AGE 18 NONE 01-39 = NUMBER OF PERSONS UNDER 18
HHINCTOT	9	72	A	TOTAL HOUSEHOLD INCOME

RECORD H

NAME	SIZE/ SCALE	BEGIN	DATA TYPE	
HHRECREL	1	81	A	RELATIONSHIP TO HOUSEHOLDER RECODE NIU (GROUP QUARTERS) ALL MEMBERS RELATED TO HOUSEHOLDER NO MEMBERS RELATED TO HOUSEHOLDER SOME MEMBERS RELATED TO HOUSEHOLDER NEGATIVE AMT = INCOME LOSS POSITIVE AMT = INCOME 000000000 = NO INCOME <i>Insert A</i>
HHNUMNRL	1	82	A	NUMBER OF PERSONS IN HOUSEHOLD NOT RELATED TO HOUSEHOLDER NONE/ NIU (GROUP QUARTERS) 1 PERSON 2 PERSONS 3 PERSONS 4 OR MORE PERSONS
HHNUMCPL	1	83	A	NUMBER OF MARRIED COUPLES IN HOUSEHOLD EXCLUDING HOUSEHOLDER AND SPOUSE NONE 1 COUPLE 2+ COUPLES
HHTOP5PC	1	84	A	HOUSEHOLD INCOME PERCENT CUT 1 NATIONAL HOUSEHOLD INCOME RANKING NIU (GROUP QUARTERS) NOT IN TOP 5 PCT IN TOP 5 PCT
HPCTCUT	2	85	A	HOUSEHOLD INCOME PERCENT CUT 2 NATIONAL HOUSEHOLD INCOME RANKING NIU (GROUP QUARTERS) LOWEST 5 PER CENT SECOND 5 PER CENT THIRD 5 PER CENT FOURTH 5 PER CENT FIFTH 5 PER CENT

NAME	SIZE/ SCALE	BEGIN	DATA TYPE
		06	SIXTH 5 PER CENT
		07	SEVENTH 5 PER CENT
		08	EIGHTH 5 PER CENT
		09	NINTH 5 PER CENT
		10	TENTH 5 PER CENT
		11	ELEVENTH 5 PER CENT
		12	TWELVEH 5 PER CENT
		13	THIRTEENTH 5 PER CENT
		14	FOURTEENTH 5 PER CENT
		15	FIFTEENTH 5 PER CENT
		16	SIXTEENTH 5 PER CENT
		17	SEVENTEENTH 5 PER CENT
		18	EIGHTEENTH 5 PER CENT
		19	NINETEENTH 5 PER CENT
		20	TOP 5 PER CENT

HHINCMRE	2	87	A	HOUSEHOLD INCOME RECODE
		01		NONE
		02		LOSS
		03		\$1 TO \$2,499
		04		\$2,500 TO \$4,999
		05		\$5,000 TO \$7,499
		06		\$7,500 TO \$9,999
		07		\$10,000 TO \$12,499
		08		\$12,500 TO \$14,999
		09		\$15,000 TO \$17,499
		10		\$17,500 TO \$19,999
		11		\$20,000 TO \$22,499
		12		\$22,500 TO \$24,999
		13		\$25,000 TO \$27,499
		14		\$27,500 TO \$29,999
		15		\$30,000 TO \$32,499
		16		\$32,500 TO \$34,999
		17		\$35,000 TO \$37,499
		18		\$37,500 TO \$39,999
		19		\$40,000 TO \$44,999
		20		\$45,000 TO \$49,999
		21		\$50,000 TO \$59,999
		22		\$60,000 TO \$74,999
		23		\$75,000 AND OVER

FILL4	14	89	A	FILLER

RECORD H

NAME	SIZE/ SCALE	BEGIN	DATA TYPE
------	----------------	-------	--------------

HMEMB518	1	103	A
----------	---	-----	---

NUMBER OF HOUSEHOLD MEMBERS 5-18
NEVER MARRIED OTHER THAN HOUSEHOLDER

0 ZERO MEMBERS NEVER MARRIED
1 MEMBER NEVER MARRIED
2 MEMBERS NEVER MARRIED
3 MEMBERS NEVER MARRIED
4 MEMBERS NEVER MARRIED
5 MEMBERS NEVER MARRIED
6 MEMBERS NEVER MARRIED
7 MEMBERS NEVER MARRIED
8 MEMBERS NEVER MARRIED
9 OR MORE MEMBERS NEVER MARRIED

HHOTLUN	1	104	A
---------	---	-----	---

COMPLETE LUNCH EATEN AT SCHOOL
NOT IN UNIVERSE
CHILDREN EAT COMPLETE LUNCH AT SCHOOL
NO CHILDREN EAT COMPLETE LUNCH AT SCHOOL

HNUMHOT	1	105	A
---------	---	-----	---

NUMBER OF CHILDREN WHO EAT
COMPLETE LUNCH AT SCHOOL
NOT IN UNIVERSE
1-9 = NUMBER OF CHILDREN EAT COMPLETE LUNCH AT SCHOOL

HFREEELUN	1	106	A
-----------	---	-----	---

FREE OR REDUCED PRICE LUNCH
NOT IN UNIVERSE
CHILDREN RECEIVE FREE OR REDUCED PRICE LUNCH
NO CHILDREN RECEIVE FREE OR REDUCED PRICE LUNCH

HNUMFREE	1	107	A
----------	---	-----	---

NUMBER OF CHILDREN WHO RECEIVE
FREE OR REDUCED PRICE LUNCH
NOT IN UNIVERSE
1-9 NUMBER OF CHILDREN RECEIVED
FREE OR REDUCED PRICE LUNCH

RECORD H

SIZE/
SCALE BEGIN DATA
TYPE

NAME

HFOODSP

1 108 A HOUSEHOLD RECEIVED FOOD STAMPS

1
2

YES
NO

HNUMFS

1 109 A NUMBER OF PERSONS IN HOUSEHOLD
COVERED BY FOOD STAMPS

NOT IN UNIVERSE

0
1
2
3
4
5
6
7
8
9

1 PERSON
2 PERSONS
3 PERSONS
4 PERSONS
5 PERSONS
6 PERSONS
7 PERSONS
8 PERSONS
9 OR MORE PERSONS

HNUMMO

2 110 A NUMBER OF MONTHS FOOD STAMPS RECEIVED
NOT IN UNIVERSE
01-12 = NUMBER MONTHS FOOD STAMPS
RECEIVED

00

HVALUEFS

4 112 A TOTAL VALUE OF FOOD STAMPS RECEIVED
VALUE RANGE IS FROM 0001 TO 5999
NOT IN UNIVERSE

0000

HFSALFLG

1 116 A ALLOCATION FLAG--FOOD STAMPS

0
1
2
3

NO ALLOCATION
INCOME AMOUNT ALLOCATED
RECIPIENCY ALLOCATED
INCOME AND RECIPIENCY TYPE ALLOCATED

ELLS

79

117 A FILLER

RECORD H

NAME	SIZE/ SCALE	BEGIN	DATA TYPE	
HHSUPWGT	11/-2	196	(A) ^N	HOUSEHOLD WEIGHT ←(TWO IMPLIED DECIMALS)
FILL6	124	207	A ^{Insert}	FILLER
HHRECTYP	1	331	A	HOUSEHOLD RECORD TYPE HOUSEHOLD RECORD
FILL7	59	332	A	FILLER

RECORD F

NAME	SIZE/ SCALE	BEGIN	DATA TYPE	YES NO		
				1	2	
FINCWS	8	20	(A) N			FAMILY INCOME - WAGES AND SALARIES
FINCSE	7	28	(A) N			FAMILY INCOME - SELF EMPLOYMENT INCOME 000000 = NONE NEGATIVE AMT = INCOME LOSS POSITIVE AMT = INCOME
FINCFR	7	35	(A) N			FAMILY INCOME - FARM INCOME 000000 = NONE NEGATIVE AMT = INCOME LOSS POSITIVE AMT = INCOME
FINCUS	8	42	(A) N			FAMILY INCOME - MONEY RECEIVED FROM U.S. GOV'T. INCLUDES SOCIAL SECURITY AND RAILROAD RETIREMENT
FINCSP	8	50	(A) N			FAMILY INCOME - SUPPLEMENTAL SECURITY INCLUDES MONEY RECEIVED FROM US, AND STATE AND LOCAL GOV'T
FINCPA	8	58	(A) N			FAMILY INCOME - PUBLIC ASSISTANCE AND WELFARE INCLUDES AID TO FAMILIES WITH DEPENDANT CHILDREN AND OTHER ASSISTANCE
FINCINT	8	66	(A) N			FAMILY INCOME - INTEREST
FINC DIV	7	74	(A) N			FAMILY INCOME - DIVIDENDS, ETC.

to myself
included
Related self family
income included
in primary family
records.

RECORD F

NAME SIZE/ SCALE BEGIN DATA TYPE

INCLUDES DIVIDENDS, NET RENTAL INCOME
OR ROYALTIES, ESTATES OR TRUSTS
0000000 = NONE
NEGATIVE AMT = INCOME LOSS
POSITIVE AMT = INCOME

FINCVP 8 81 (A) FAMILY INCOME - VETERANS PAYMENTS ETC.
INCLUDES VETERANS PAYMENTS, and
UNEMPLOYMENT COMPENSATION, and
WORKMENS COMPENSATION

FINCRET 8 89 (A) FAMILY INCOME - RETIREMENT
INCLUDES PRIVATE PENSIONS AND ANNUITIES
MILITARY RETIREMENT
FEDERAL GOV'T EMPLOYEE PENSIONS, and
STATE OR LOCAL GOV'T PENSIONS

FINCCS 8 97 (A) FAMILY INCOME - CHILD SUPPORT, ETC.
INCLUDES ALIMONY AND CHILD SUPPORT,
OTHER REGULAR CONTRIBUTIONS FROM PERSON S
NOT IN HOUSEHOLD, AND ANYTHING ELSE

FINCTOT 9 105 (A) TOTAL FAMILY INCOME
00000000 = NONE
NEGATIVE AMT = INCOME LOSS
POSITIVE AMT = INCOME

FINCEARN 9 114 (A) TOTAL FAMILY EARNINGS
00000000 = NONE
NEGATIVE AMT = INCOME LOSS
POSITIVE AMT = INCOME

FINCOTH 9 123 (A) TOTAL OTHER FAMILY INCOME
00000000 = NONE
NEGATIVE AMT = INCOME LOSS
POSITIVE AMT = INCOME

Aug Westernich
(714) 225-
6911
- hypoten =

8118

Mar rep. val

RECORD F

NAME	SIZE/ SCALE	BEGIN	DATA TYPE	
FLFINCWS	1	132	A	TOP-CODED FLAG-WS THE VARIOUS INCOME FIELDS HAVE BEEN TOP CODED TO PREVENT DISCLOSURE NOT TOP CODED TOP CODED
		0		
		1		
FLAGFNC	1	133	A	TOP-CODED FLAG-SE NOT TOP CODED SPRESSED VALUE ^{up}
		0		
		1		
FLFNCFR	1	134	A	TOP-CODED FLAG-FR NOT TOP CODED SPRESSED VALUE ^{up}
		0		
		1		
FLFINCUS	1	135	A	TOP-CODED FLAG-US NOT TOP CODED SPRESSED VALUE ^{up}
		0		
		1		
FLFINCSP	1	136	A	TOP-CODED FLAG-SP NOT TOP CODED SPRESSED VALUE ^{up}
		0		
		1		
FLFINCPC	1	137	A	TOP-CODED FLAG-PA NOT TOP CODED SPRESSED VALUE ^{up}
		0		
		1		
FLFINCIN	1	138	A	TOP-CODED FLAG-IN NOT TOP CODED SPRESSED VALUE ^{up}
		0		
		1		
FLFINC DI	1	139	A	TOP-CODED FLAG-DI NOT TOP CODED SPRESSED VALUE ^{up}
		0		
		1		

Blank values
Spilled values
TOP
ORDER

RECORD F

NAME	SIZE/ SCALE	BEGIN	DATA TYPE	
FLFINCV	1	140	A	TOP-CODED FLAG-VP NOT TOP CODED SPRESSED VALUE
		0		
		1		
FLFINCRE	1	141	A	TOP-CODED FLAG-RE NOT TOP CODED SPRESSED VALUE
		0		
		1		
FLFINCCS	1	142	A	TOP-CODED FLAG-CS NOT TOP CODED SPRESSED VALUE
		0		
		1		
FLFINCTO	1	143	A	TOP-CODED FLAG-TO NOT TOP CODED SPRESSED VALUE
		0		
		1		
FLFINCEA	1	144	A	TOP-CODED FLAG-EA NOT TOP CODED SPRESSED VALUE
		0		
		1		
FLFINCOT	1	145	A	TOP-CODED FLAG-OT NOT TOP CODED SPRESSED VALUE
		0		
		1		
FRECODE1	1	146	A	DESCRIPTION OF FAMILY FAMILY CONTAINING NO RELATED SUBFAMILIES FAMILY WITH 1 OR MORE RELATED SUBFAMILIES UNRELATED SUBFAMILY RELATED SUBFAMILY NONFAMILY HOUSEHOLDER UNRELATED INDIVIDUAL 15+, IN A HH UNRELATED INDIVIDUAL 15+, IN GRP. QTR UNRELATED INDIVIDUAL, UNDER 15, IN HH UNRELATED INDIVIDUAL, UNDER 15, IN GQ
		1		
		2		
		3		
		4		
		5		
		6		
		7		
		8		
		9		

RECORD F

NAME	SIZE/ SCALE	BEGIN	DATA TYPE	
FRECOD98	1	147	A	PRESENCE OF RELATED CHILDREN BY AGE NIU (PRIMARY AND UNRELATED INDIVIDUALS) 0 SOME UNDER 3 1 ALL 3 TO 5 2 ALL 6 TO 17 3 NONE UNDER 18 4
FRECODE5	1	148	A	FAMILY MEMBERS 18 TO 64 YEARS OF AGE 0 NONE 1 1 MEMBER 2 2 MEMBERS 3 3 MEMBERS 4 4 MEMBERS 5 5 MEMBERS 6 6 MEMBERS 7 7 OR MORE MEMBERS
FRECODE6	1	149	A	FAMILY MEMBERS 65 YEARS AND OVER 0 NONE 1 1 MEMBER 2 2 MEMBERS 3 3 MEMBERS 4 4 MEMBERS 5 5 OR MORE MEMBERS
FRECODE7	1	150	A	OWN NEVER MARRIED CHILDREN UNDER 18 0 NO OWN CHILDREN UNDER 18 1 1 OR MORE, ALL UNDER 6 2 1 OR MORE, SOME UNDER 6, SOME 6-17 3 1 OR MORE, ALL 6-17
FREC8	1	151	A	OWN CHILDREN, ANY AGE, MARITAL STATUS 0 NONE 1 1 CHILD 2 2 CHILDREN 3 3 CHILDREN 4 4 CHILDREN

RECORD F

NAME	SIZE/ SCALE	BEGIN	DATA TYPE
------	----------------	-------	--------------

5	CHILDREN
6	CHILDREN
7	CHILDREN
8	CHILDREN
9	OR MORE CHILDREN

FREQ9	1	152	A	OWN CHILDREN UNDER 25, ANY MARITAL STATUS
		0		NONE
		1		1 CHILD
		2		2 CHILDREN
		3		3 CHILDREN
		4		4 CHILDREN
		5		5 CHILDREN
		6		6 CHILDREN
		7		7 CHILDREN
		8		8 CHILDREN
		9		9 OR MORE CHILDREN

FREQ10	1	153	A	OWN NEVER MARRIED CHILDREN UNDER 18
		0		NONE
		1		1 CHILD
		2		2 CHILDREN
		3		3 CHILDREN
		4		4 CHILDREN
		5		5 CHILDREN
		6		6 CHILDREN
		7		7 CHILDREN
		8		8 CHILDREN
		9		9 OR MORE CHILDREN

FREQ11	1	154	A	OWN NEVER MARRIED CHILDREN UNDER 15
		0		NONE
		1		1 CHILD
		2		2 CHILDREN
		3		3 CHILDREN
		4		4 CHILDREN
		5		5 CHILDREN
		6		6 CHILDREN
		7		7 CHILDREN
		8		8 CHILDREN
		9		9 OR MORE CHILDREN

RECORD F

NAME	SIZE/ SCALE	BEGIN	DATA TYPE
FREC12	1	155	A OWN CHILDREN UNDER 12
		0	NONE
		1	1 CHILD
		2	2 CHILDREN
		3	3 CHILDREN
		4	4 CHILDREN
		5	5 CHILDREN
		6	6 CHILDREN
		7	7 CHILDREN
		8	8 OR MORE CHILDREN

NAME	SIZE/ SCALE	BEGIN	DATA TYPE
FREC13	1	156	A OWN CHILDREN UNDER 9
		0	NONE
		1	1 CHILD
		2	2 CHILDREN
		3	3 CHILDREN
		4	4 CHILDREN
		5	5 CHILDREN
		6	6 OR MORE CHILDREN

NAME	SIZE/ SCALE	BEGIN	DATA TYPE
FREC14	1	157	A OWN CHILDREN UNDER 6
		0	NONE
		1	1 CHILD
		2	2 CHILDREN
		3	3 CHILDREN
		4	4 CHILDREN
		5	5 CHILDREN
		6	6 OR MORE CHILDREN

NAME	SIZE/ SCALE	BEGIN	DATA TYPE
FREC15	1	158	A OWN CHILDREN UNDER 5
		0	NONE
		1	1 CHILD
		2	2 CHILDREN
		3	3 CHILDREN
		4	4 CHILDREN
		5	5 CHILDREN
		6	6 OR MORE CHILDREN

NAME	SIZE/ SCALE	BEGIN	DATA TYPE
FREC16	1	159	A OWN CHILDREN UNDER 3

RECORD F

SIZE/
SCALE BEGIN TYPE

NAME

0 NONE
1 1 CHILD
2 CHILDREN
3 CHILDREN
4 CHILDREN
5 5 OR MORE CHILDREN

FREC17 1 160 A OWN CHILDREN UNDER 1
0 NONE
1 1 CHILD
2 CHILDREN
3 3 OR MORE CHILDREN

FREC19 2 161 A AGE OF YOUNGEST OWN CHILD,
ANY MARITAL STATUS
00 NIU
01 LESS THAN 1 YEAR
02 1 YEAR
03 2 YEARS
04 3 YEARS
05 4 YEARS
06 5 YEARS
07 6 YEARS
08 7 YEARS
09 8 YEARS
10 9 YEARS
11 10 YEARS
12 11 YEARS
13 12 YEARS
14 13 YEARS
15 14 YEARS
16 15 YEARS
17 16 YEARS
18 17 YEARS
19 18 YEARS
20 19 YEARS
21 20 YEARS
22 21 YEARS
23 22 YEARS
24 23 YEARS
25 24 YEARS
26 25 YEARS AND OVER

RECORD F

NAME	SIZE/ SCALE	BEGIN	DATA TYPE	
FREC21	2	163	A	AGE OF OLDEST OWN CHILD, ANY MARITAL STATUS
		00		NIU
		01		LESS THAN 1 YEAR
		02		1 YEAR
		03		2 YEARS
		04		3 YEARS
		05		4 YEARS
		06		5 YEARS
		07		6 YEARS
		08		7 YEARS
		09		8 YEARS
		10		9 YEARS
		11		10 YEARS
		12		11 YEARS
		13		12 YEARS
		14		13 YEARS
		15		14 YEARS
		16		15 YEARS
		17		16 YEARS
		18		17 YEARS
		19		18 YEARS
		20		19 YEARS
		21		20 YEARS
		22		21 YEARS
		23		22 YEARS
		24		23 YEARS
		25		24 YEARS
		26		25 YEARS AND OVER

FUNDR18	1	165	A	PERSONS IN FAMILY UNDER 18
		0		NONE, NIU
		1		1 PERSON
		2		2 PERSONS
		3		3 PERSONS
		4		4 PERSONS
		5		5 PERSONS
		6		6 PERSONS
		7		7 PERSONS
		8		8 PERSONS
		9		9 OR MORE PERSONS

REC5T017	1	166	A	NUMBER OF CHILDREN IN FAMILY 5 TO 17

RECORD F

NAME SIZE/
SCALE BEGIN DATA
TYPE

0 NONE,NIU
1 CHILD
2 CHILDREN
3 CHILDREN
4 CHILDREN
5 CHILDREN
6 OR MORE CHILDREN

FREC25 1 167 A NUMBER OF FAMILY MEMBERS IN LABOR FORCE
0 NONE
1 FAMILY MEMBER
2 FAMILY MEMBERS
3 OR MORE FAMILY MEMBERS

FREC26 1 168 A SEX AND MARITAL STATUS OF FAMILY HOUSE-
HOLDER AND LABOR FORCE STATUS OF SPOUSE
1 HOUSEHOLDER OR REFERENCE PERSON,
MARRIED SPOUSE PRESENT, SPOUSE
IN THE LABOR FORCE
2 HOUSEHOLDER OR REFERENCE PERSON,
MARRIED SPOUSE PRESENT, SPOUSE
NOT IN LABOR FORCE
3 MALE HOUSEHOLDER OR REFERENCE
PERSON, NO SPOUSE PRESENT
4 FEMALE HOUSEHOLDER OR REFERENCE
PERSON, NO SPOUSE PRESENT

FREC27 1 169 A NUMBER OF EARNERS IN FAMILY
0 NONE
1 EARNER
2 EARNERS
3 EARNERS
4 EARNERS
5 OR MORE EARNERS

FREC31A 1 170 A TYPE A OTHER INCOME RECIPENCY
1 NONE
2 SOCIAL SECURITY ONLY
3 RAILROAD RETIREMENT ONLY
4 BOTH

RECORD F

NAME	SIZE/ SCALE	BEGIN	DATA TYPE
FREC31B	1	171	A TYPE B OTHER INCOME RECIPIENCY 1 NONE 2 U S GOV'T 3 STATE OR LOCAL GOV'T 4 BOTH
FREC31C	1	172	A TYPE C OTHER INCOME RECIPIENCY 1 NONE 2 AID TO DEP. CHILDREN 3 OTHER AID 4 BOTH
FREC31D	1	173	A TYPE D OTHER INCOME RECIPIENCY 1 NONE 2 INTEREST
FREC31E	1	174	A TYPE E OTHER INCOME RECIPIENCY 1 NONE 2 DIVIDENDS ONLY 3 RENTAL ONLY 4 ESTATES ONLY 5 DIVIDENDS AND RENTAL 6 DIVIDENDS AND ESTATES 7 RENTAL AND ESTATES 8 DIVIDENDS, RENTAL AND ESTATES
FREC31F	1	175	A TYPE F OTHER INCOME RECIPIENCY 1 NONE 2 VETERAN PAYMENTS ONLY 3 UNEMPLOYMENT COMP. ONLY 4 WORKMENS COMP. ONLY 5 VETERANS AND UNEMP COMP 6 VETERANS AND WORKMENS COMP 7 UNEMP AND WORKMENS COMP 8 VETERANS, UNEMP AND WORKMENS COMP
FREC31G	1	176	A TYPE G OTHER INCOME RECIPIENCY

RECORD F

NAME	SIZE/ SCALE	BEGIN	DATA TYPE
		1	NONE
		2	PRIVATE PENSIONS ONLY
		3	MILITARY RETIREMENT ONLY
		4	FEDERAL GOV'T ONLY
		5	STATE OR LOCAL GOV'T ONLY
		6	ALL COMBINATIONS OF ABOVE

NAME	SIZE/ SCALE	BEGIN	DATA TYPE
FREC31H	1	177	A TYPE H OTHER INCOME RECIPIENCY
		1	NONE
		2	ALIMONY OR CHILD SUPPORT ONLY
		3	OTHER CONTRIBUTIONS ONLY
		4	ANYTHING ELSE
		5	ALIMONY AND OTHER
		6	ALIMONY AND ANYTHING ELSE
		7	OTHER AND ANYTHING ELSE
		8	ALIMONY, OTHER ANYTHING ELSE

NAME	SIZE/ SCALE	BEGIN	DATA TYPE
FTOP5PCT	1	178	A FAMILY INCOME PERCENT CUT
		0	NATIONAL FAMILY INCOME RANKING
		1	NIU (PRIMARY & UNRELATED INDIVIDUAL)
		2	NOT IN TOP 5 PCT
			IN TOP 5 PCT

NAME	SIZE/ SCALE	BEGIN	DATA TYPE
FPCTCUT	2	179	A FAMILY INCOME PERCENT CUT
		00	NATIONAL FAMILY INCOME RANKING
		01	NIU (PRIMARY & UNRELATED INDIVIDUAL)
		02	LOWEST 5 PER CENT
		03	SECOND 5 PER CENT
		04	THIRD 5 PER CENT
		05	FOURTH 5 PER CENT
		06	FIFTH 5 PER CENT
		07	SIXTH 5 PER CENT
		08	SEVENTH 5 PER CENT
		09	EIGHTH 5 PER CENT
		10	NINTH 5 PER CENT
		11	TENTH 5 PER CENT
		12	ELEVENTH 5 PER CENT
		13	TWELVEH 5 PER CENT
		14	THIRTEENTH 5 PER CENT
		15	FOURTEENTH 5 PER CENT
		16	FIFTEENTH 5 PER CENT
			SIXTEENTH 5 PER CENT

RECORD F

NAME SIZE/ SCALE BEGIN DATA TYPE

17 SEVENTEENTH 5 PER CENT
18 EIGHTEENTH 5 PER CENT
19 NINETEENTH 5 PER CENT
20 TOP 5 PER CENT

FLOWING 6 181 *AN* LOW INCOME (POVERTY) CUTOFF DOLLAR AMT

FILL8 2 187 A *-Insert* FILLER

RFAMLIS 1 189 A FAMILY INCOME TO POVERTY LEVEL
1 BELOW POVERTY LEVEL
2 100 - 124 PCT. OF THE POVERTY LEVEL
3 125 - 149 PCT. OF THE POVERTY LEVEL
4 150 AND ABOVE THE POVERTY LEVEL

RPOVLL 2 190 A RATIO OF FAMILY INCOME TO POVERTY LEVEL
01 UNDER .50
02 .50 TO .74
03 .75 TO .99
04 1.00 TO 1.24
05 1.25 TO 1.49
06 1.50 TO 1.74
07 1.75 TO 1.99
08 2.00 TO 2.49
09 2.50 TO 2.99
10 3.00 TO 3.49
11 3.50 TO 3.99
12 4.00 TO 4.49
13 4.50 TO 4.99
14 5.00 AND OVER

RFINCM2 2 192 A FAMILY INCOME RECODE
01 NONE
02 LOSS
03 \$1 TO \$999

RECORD F

NAME	SIZE/ SCALE	BEGIN	DATA TYPE
		04	\$1,000 TO \$1,999
		05	\$2,000 TO \$2,499
		06	\$2,500 TO \$2,999
		07	\$3,000 TO \$3,499
		08	\$3,500 TO \$3,999
		09	\$4,000 TO \$4,999
		10	\$5,000 TO \$5,999
		11	\$6,000 TO \$6,999
		12	\$7,000 TO \$7,499
		13	\$7,500 TO \$7,999
		14	\$8,000 TO \$8,499
		15	\$8,500 TO \$8,999
		16	\$9,000 TO \$9,999
		17	\$10,000 TO \$12,499
		18	\$12,500 TO \$14,999
		19	\$15,000 TO \$17,499
		20	\$17,500 TO \$19,999
		21	\$20,000 TO \$24,999
		22	\$25,000 TO \$29,999
		23	\$30,000 TO \$34,999
		24	\$35,000 TO \$39,999
		25	\$40,000 TO \$49,999
		26	\$50,000 TO \$59,999
		27	\$60,000 TO \$74,999
		28	\$75,000 AND OVER

RFSINC2

2

194

A

SOURCE OF INCOME	
01	WAGE OR SALARY
02	SELF-EMPLOYMENT
03	WAGE OR SALARY AND SELF-EMPLOYMENT
04	EARNINGS AND SOCIAL SECURITY INCOME
05	EARNINGS AND PUB ASSISTANCE INCOME
06	EARNINGS AND SUPPLEMENTAL SECURITY
07	EARNINGS AND OTHER INCOME ONLY
08	OTHER COMBINATIONS
09	SOCIAL SECURITY INCOME ONLY
10	PUBLIC ASSISTANCE INCOME ONLY
11	SUPPLEMENTAL SECURITY INCOME ONLY
12	OTHER INCOME ONLY
13	SOCIAL SECURITY AND SUPPLEMENTAL ONLY
14	PUB ASSIST. AND SSI ONLY
15	ASSISTANCE INCOME ONLY
16	OTHER COMBINATIONS
17	NO INCOME

RECORD F

NAME	SIZE/ SCALE	BEGIN	END	DATA TYPE	
FSUPWGT	11/-2	196		(A)	FAMILY WEIGHT (TWO IMPLIED DECIMALS)
FWIFEINX	2	207	0	A	INDEX IN PERSON RECORD OF FAMILY WIFE NO WIFE 1-39 LINE NUMBER FOR WIFE PERSON RECORD (SEE PPOS ON FORMAT P)
FHUSBINX	2	209	0	A	INDEX IN PERSON RECORD OF FAMILY HUSBAND NO HUSBAND 1-39 LINE NUMBER FOR HUSBAND ON PERSON RECORD (SEE PPOS ON FORMAT P)
FILL9	120	211		A	FILLER
FFRECTYP	1	331	2	A	FAMILY RECORD TYPE FAMILY RECORD
FILL10	59	332		A	FILLER

RECORD P

NAME	SIZE/ SCALE	BEGIN	DATA TYPE
PPSEQNUM	6	1	A
PPOS	2	7	A
BPPIND	1	9	A
FMEMKEY	1	10	A
SUBFKEY	1	11	A
BESR	1	12	A

NAME	SIZE/ SCALE	BEGIN	DATA TYPE
PPSEQNUM	6	1	A
PPOS	2	7	A
BPPIND	1	9	A
FMEMKEY	1	10	A
SUBFKEY	1	11	A
BESR	1	12	A

NAME	SIZE/ SCALE	BEGIN	DATA TYPE
PPSEQNUM	6	1	A
PPOS	2	7	A
BPPIND	1	9	A
FMEMKEY	1	10	A
SUBFKEY	1	11	A
BESR	1	12	A

NAME	SIZE/ SCALE	BEGIN	DATA TYPE
PPSEQNUM	6	1	A
PPOS	2	7	A
BPPIND	1	9	A
FMEMKEY	1	10	A
SUBFKEY	1	11	A
BESR	1	12	A

NAME	SIZE/ SCALE	BEGIN	DATA TYPE
PPSEQNUM	6	1	A
PPOS	2	7	A
BPPIND	1	9	A
FMEMKEY	1	10	A
SUBFKEY	1	11	A
BESR	1	12	A

NAME	SIZE/ SCALE	BEGIN	DATA TYPE
PPSEQNUM	6	1	A
PPOS	2	7	A
BPPIND	1	9	A
FMEMKEY	1	10	A
SUBFKEY	1	11	A
BESR	1	12	A

NAME	SIZE/ SCALE	BEGIN	DATA TYPE
PPSEQNUM	6	1	A
PPOS	2	7	A
BPPIND	1	9	A
FMEMKEY	1	10	A
SUBFKEY	1	11	A
BESR	1	12	A

NAME	SIZE/ SCALE	BEGIN	DATA TYPE
PPSEQNUM	6	1	A
PPOS	2	7	A
BPPIND	1	9	A
FMEMKEY	1	10	A
SUBFKEY	1	11	A
BESR	1	12	A

NAME	SIZE/ SCALE	BEGIN	DATA TYPE
PPSEQNUM	6	1	A
PPOS	2	7	A
BPPIND	1	9	A
FMEMKEY	1	10	A
SUBFKEY	1	11	A
BESR	1	12	A

NAME	SIZE/ SCALE	BEGIN	DATA TYPE
PPSEQNUM	6	1	A
PPOS	2	7	A
BPPIND	1	9	A
FMEMKEY	1	10	A
SUBFKEY	1	11	A
BESR	1	12	A

NAME	SIZE/ SCALE	BEGIN	DATA TYPE
PPSEQNUM	6	1	A
PPOS	2	7	A
BPPIND	1	9	A
FMEMKEY	1	10	A
SUBFKEY	1	11	A
BESR	1	12	A

NAME	SIZE/ SCALE	BEGIN	DATA TYPE
PPSEQNUM	6	1	A
PPOS	2	7	A
BPPIND	1	9	A
FMEMKEY	1	10	A
SUBFKEY	1	11	A
BESR	1	12	A

RECORD P

NAME	SIZE/ SCALE	BEGIN	DATA TYPE	
		5	AT SCHOOL	NILF
		6	UNABLE	NILF
		7	OTHER (RETIRED)	NILF
BEXPLF	1	13	A	EXPERIENCED LABOR FORCE STATUS(EDITED) NIU, NOT IN EXPERIENCED LABOR FORCE EMPLOYED UNEMPLOYED
		0		
		1		
		2		
BFULLPAR	1	14	A	FULL-PART TIME STATUS RECODE NIU, NOT IN LABOR FORCE EMPLOYED FULL TIME PART TIME FOR ECONOMIC REASONS UNEMPLOYED FULL TIME EMPLOYED PART TIME UNEMPLOYED PART TIME
		0		
		1		
		2		
		3		
		4		
		5		
BITEM19X	1	15	A	MAJOR ACTIVITY (LAST WEEK) NIU WORKING WITH A JOB BUT NOT AT WORK LOOKING FOR WORK KEEPING HOUSE AT SCHOOL UNABLE TO WORK RETIRED (EXPANDED FROM BASIC CPS) OTHER
		0		
		1		
		2		
		3		
		4		
		5		
		6		
		7		
		8		
DITEM20A	2	16	(A) N	HOURS WORKED (LAST WEEK) UNIVERSE IS ESR=1 ESR IS EMPLOYMENT STATUS RECODE AT BEGIN POSITION 12 NIU 01-99 = NUMBER OF HOURS
		00		
DIT20CYN	1	18	A	USUALLY WORKED 35 HRS PER WEEK UNIVERSE IS ESR=1 AND ITEM20A LT 35 HRS

RECORD P

NAME SIZE/
SCALE BEGIN DATA
TYPE

0 NIU
1 YES
2 NO

DIT20CRN 2 19 A REASON NOT WORKING 35 HRS PER WEEK
UNIVERSE IS ESR=1 AND ITEM20A LT 35 HRS
NIU
00 SLACK
01 MATERIAL SHORTAGE
02 PLANT OR MACHINE REPAIR
03 NEW JOB STARTED DURING WEEK
04 JOB TERMINATED DURING WEEK
05 COULD FIND ONLY PART TIME WORK
06 HOLIDAY
07 LABOR DISPUTE
08 BAD WEATHER
09 OWN ILLNESS
10 ON VACATION
11 TOO BUSY WITH HOUSE, SCHOOL, ETC.
12 DID NOT WANT FULL TIME WORK
13 FULL TIME WORK WEEK LESS THAN 35 HRS.
14 OTHER
15 .

DITEM21A 1 21 A WHY NOT AT WORK LAST WEEK
UNIVERSE IS ESR=2,3
ESR IS EMPLOYMENT STATUS RECODE
AT BEGIN POSITION 12
NIU
0 OWN ILLNESS ESR=2
1 ON VACATION ESR=2
2 BAD WEATHER ESR=2
3 LABOR DISPUTE ESR=2
4 NEW JOB, BEGIN 30 DAYSESR=3
5 TEMPORARY LAYOFF ESR=3
6 INDEFINATE LAYOFF ESR=3
7 OTHER ESR=2
8

DITEM21B 1 22 A GETTING PAID FOR TIME OFF LAST WEEK
UNIVERSE IS ESR=2

RECORD P

NAME	SIZE/ SCALE	BEGIN	DATA TYPE
DITEM21C	1	23	A
		0	NIU
		1	YES
		2	NO
		3	SELF-EMPLOYED

USUALLY WORK 35+ HRS PER WEEK AT JOB
UNIVERSE IS ESR=2
NIU
YES
NO

NAME	SIZE/ SCALE	BEGIN	DATA TYPE
DITM22A1	1	24	A
		0	CHKD PUBLIC EMPLOY AGENCY TO FIND WORK UNIVERSE IS ESR=3 NC,NIU
		1	YES

NAME	SIZE/ SCALE	BEGIN	DATA TYPE
DITM22A2	1	25	A
		0	CHKD PRIVATE EMPLOY AGENCY TO FIND WORK UNIVERSE IS ESR=3 NC,NIU
		1	YES

NAME	SIZE/ SCALE	BEGIN	DATA TYPE
DITM22A3	1	26	A
		0	CHKD EMPLOYER DIRECTLY TO FIND WORK UNIVERSE IS ESR=3 NC,NIU
		1	YES

NAME	SIZE/ SCALE	BEGIN	DATA TYPE
DITM22A4	1	27	A
		0	CHKD WITH FRIENDS TO FIND WORK UNIVERSE IS ESR=3 NC,NIU
		1	YES

NAME	SIZE/ SCALE	BEGIN	DATA TYPE
DITM22A5	1	28	A
		0	PLACED OR ANSWERED ADS TO FIND WORK UNIVERSE IS ESR=3 NC,NIU
		1	YES

RECORD P

NAME	SIZE/ SCALE	BEGIN	DATA TYPE	
DITM22A6	1	29	A	DID NOTHING TO FIND WORK UNIVERSE IS ESR=4 TO 7 NC,NIU YES 0 1
DITM22A7	1	30	A	OTHER METHOD USED TO FIND WORK UNIVERSE IS ESR=3 NC,NIU YES 0 1
DITM24D1	1	31	A	BELIEVE NO WORK AVAILABLE NOT LOOKING UNIVERSE IS DEFINED ON CIVILIAN AGE 14+, MONTH IN SAMPLE 4 OR 8, ESR CODES 4 TO 7, AND ITEM20C CODES 1 OR 2 NC,NIU YES 0 1
DITM24D2	1	32	A	COULD NOT FIND ANY WORK UNIVERSE IS DEFINED ON CIVILIAN AGE 14+, MONTH IN SAMPLE 4 OR 8, ESR CODES 4 TO 7, AND ITEM20C CODES 1 OR 2 NC,NIU YES 0 1
DITM24D3	1	33	A	LACKS NECESSARY SCHOOLING UNIVERSE IS DEFINED ON CIVILIAN AGE 14+, MONTH IN SAMPLE 4 OR 8, ESR CODES 4 TO 7, AND ITEM20C CODES 1 OR 2 NC,NIU YES 0 1
DITM24D4	1	34	A	EMPLOYERS THINK TOO YOUNG OR OLD, UNIVERSE IS DEFINED ON CIVILIAN AGE 14+, MONTH IN SAMPLE 4 OR 8, ESR CODES 4 TO 7, AND ITEM20C CODES 1 OR 2 NC,NIU YES 0 1

RECORD P

NAME	SIZE/ SCALE	BEGIN	DATA TYPE
DITM24D5	1	35	A PERSONAL HANDICAP UNIVERSE IS DEFINED ON CIVILIAN AGE 14+, MONTH IN SAMPLE 4 OR 8, ESR CODES 4 TO 7, AND ITEM20C CODES 1 OR 2 NC,NIU 0 1 YES
DITM24D6	1	36	A CANNOT ARRANGE CHILD CARE UNIVERSE IS DEFINED ON CIVILIAN AGE 14+, MONTH IN SAMPLE 4 OR 8, ESR CODES 4 TO 7, AND ITEM20C CODES 1 OR 2 NC,NIU 0 1 YES
DITM24D7	1	37	A FAMILY RESPONSIBILITIES UNIVERSE IS DEFINED ON CIVILIAN AGE 14+, MONTH IN SAMPLE 4 OR 8, ESR CODES 4 TO 7, AND ITEM20C CODES 1 OR 2 NC,NIU 0 1 YES
DITM24D8	1	38	A IN SCHOOL OR OTHER TRAINING UNIVERSE IS DEFINED ON CIVILIAN AGE 14+, MONTH IN SAMPLE 4 OR 8, ESR CODES 4 TO 7, AND ITEM20C CODES 1 OR 2 NC,NIU 0 1 YES
DITM24D9	1	39	A ILL HEALTH OR OTHER PHYSICAL DISABIL UNIVERSE IS DEFINED ON CIVILIAN AGE 14+, MONTH IN SAMPLE 4 OR 8, ESR CODES 4 TO 7, AND ITEM20C CODES 1 OR 2 NC,NIU 0 1 YES
DIT24D10	1	40	A OTHER

RECORD P

NAME	SIZE/ SCALE	BEGIN	DATA TYPE
DIT24D11	1	41	A
UNIVERSE IS DEFINED ON CIVILIAN AGE 14+, MONTH IN SAMPLE 4 OR 8, ESR CODES 4 TO 7, AND ITEM20C CODES 1 OR 2			
	0		NC,NIU
	1		YES
DITEM22B	1	42	A
DO NOT KNOW			
UNIVERSE IS DEFINED ON CIVILIAN AGE 14+, MONTH IN SAMPLE 4 OR 8, ESR CODES 4 TO 7, AND ITEM20C CODES 1 OR 2			
	0		NC,NIU
	1		YES
DITEM22C	2	43	A
WHY STARTED LOOKING FOR WORK			
	00		UNIVERSE IS ESR=3 ITEM21A NOT EQUAL 6 OR 7
	0		NIU
	1		LOST JOB
	2		QUIT JOB
	3		LEFT SCHOOL
	4		WANTED TEMPORARY WORK
	5		OTHER
DITEM22D	1	45	A
WEEKS LOOKING FOR WORK			
	00		UNIVERSE IS ESR=3
	0		NIU
	1		FULL TIME
	2		PART TIME
DITM22E1	1	46	A
ANY REASON COULD NOT TAKE JOB			
	0		UNIVERSE IS ESR=3
	1		NIU
	2		YES
			NO

RECORD P

SIZE/ DATA
SCALE BEGIN TYPE

NAME
DITM22E2 1 47 A REASON COULD NOT TAKE WORK LAST WEEK
UNIVERSE IS U1 OR U2,
U1 IS ESR=3 AND ITEM22E1=1
U2 IS ESR=4 TO 7
NIU
0 ALREADY HAD A JOB -- U1
1 TEMPORARY ILLNESS -- U1
2 GOING TO SCHOOL -- U2
3 OTHER -- U2
4

DITEM22F 1 48 A WHEN LAST WORKED FULL TIME 2 WKS OR MORE
UNIVERSE IS ESR=3
NIU
0 IN LAST 5 YRS
1 BEFORE LAST 5 YRS
2 NEVER WORKED FULL TIME 2+ WKS
3 NEVER WORKED AT ALL
4

DINDUSTR 3 49 A INDUSTRY (CURRENT JOB)
UNIVERSE IS ESR=1,2,3 OR ESR=4 TO 7
AND MONTH IN SAMPLE IS 4 OR 8 AND
ITEM24A IS 1 TO 5
000 = NIU OR NC
(SEE APPENDIX A1 FOR INDUSTRY CODES)

RECODIND 2 52 A INDUSTRY RECODE (CURRENT JOB)
SEE APPENDIX A2
NIU
00 AGRICULTURAL PRODUCTION
01 AGRICULTURAL SERVICES
02 MINING
03 CONSTRUCTION
04 ORDNANCE
05 LUMBER
06 FURNITURE
07 STONE, CLAY, AND GLASS
08 PRIMARY METALS
09 FABRICATED METALS (INC. NOT SPECIFIED) ←
10 MACHINERY, EXC. ELECT.
11 ELECTRICAL EQUIPMENT
12 AUTOMOBILES
13

RECORD P

NAME	SIZE/ SCALE	BEGIN	DATA TYPE
		14	AIRCRAFT
		15	OTHER TRANSPORTATION EQUIPMENT
		16	INSTRUMENTS
		17	MISCELLANEOUS
		18	FOOD
		19	TOBACCO
		20	TEXTILES
		21	APPAREL
		22	PAPER
		23	PRINTING
		24	CHEMICALS
		25	PETROLEUM
		26	RUBBER AND PLASTICS
		27	LEATHER AND NOT SPEC. MFG.
		28	RAILROAD AND RAILWAY EXPRESS
		29	OTHER TRANSPORTATION
		30	COMMUNICATIONS
		31	OTHER PUBLIC UTILITIES
		32	WHOLESALE
		33	EATING AND DRINKING PLACES
		34	OTHER RETAIL
		35	BANKING AND OTHER FINANCE
		36	INSURANCE AND REAL ESTATE
		37	PRIVATE HOUSEHOLD SERVICE
		38	BUSINESS
		39	REPAIR
		40	PERSONAL SERVICES, EXC. PRIVATE HOUSEHOLDS
		41	ENTERTAINMENT AND RECREATION
		42	MEDICAL, EXC. HOSPITALS
		43	HOSPITALS
		44	WELFARE AND RELIGIOUS
		45	EDUCATIONAL
		46	OTHER PROFESSIONAL
		47	FORESTRY AND FISHERIES
		48	POSTAL
		49	OTHER FEDERAL
		50	STATE
		51	LOCAL
		52	NEVER WORKED

RECORDCC

2

54

A

OCCUPATION RECODE (CURRENT JOB)

SEE APPENDIX B2

NIU

00

ENGINEERS

01

RECORD P

NAME	SIZE/ SCALE	BEGIN	DATA TYPE
		02	PHYSICIANS, DENTISTS : RELATED PRACTITIONERS
		03	HEALTH WORKERS, EXC. PRACTITIONERS
		04	TEACHERS, EXC. COLLEGE
		05	ENGINEERING AND SCIENCE TECHNICIAN
		06	OTHER PROFESSIONAL--SALARIED
		07	OTHER PROFESSIONAL--SELF-EMPLOYED
		08	SALARIED--MANUFACTURING
		09	SALARIED--OTHER INDUSTRIES
		10	SELF-EMPLOYED--RETAIL TRADE
		11	SELF-EMPLOYED--OTHER INDUSTRIES
		12	RETAIL TRADE
		13	OTHER
		14	BOOKKEEPERS
		15	OFFICE MACHINE OPERATORS
		16	STENOGRAPHERS, TYPISTS, AND SECRETARIES
		17	OTHER CLERICAL WORKERS
		18	CARPENTERS
		19	OTHER CONSTRUCTION CRAFTSMEN
		20	FOREMEN (N.E.C.)
		21	MACHINISTS AND JOB SETTERS
		22	METAL CRAFTSMEN, EXC. MECHANICS, <i>Mechanics, and job setters</i>
		23	MECHANICS--AUTO
		24	MECHANICS, EXCEPT AUTO
		25	ALL OTHER CRAFTSMEN
		26	MINE WORKERS
		27	MOTOR VEHICLES AND EQUIPMENT
		28	OTHER DURABLE GOODS
		29	NONDURABLE GOODS
		30	ALL OTHER
		31	DRIVERS AND DELIVERYMEN
		32	ALL OTHER
		33	CONSTRUCTION
		34	MANUFACTURING
		35	ALL OTHER
		36	PRIVATE HOUSEHOLD WORKERS
		37	CLEANING SERVICE
		38	FOOD SERVICE
		39	HEALTH SERVICE
		40	PERSONAL SERVICE
		41	PROTECTIVE SERVICE
		42	FARMERS AND FARM MANAGERS
		43	PAID LABORERS AND SUPERVISORS
		44	UNPAID FAMILY LABORERS
		45	NEVER WORKED

RECORD P

NAME SIZE/
SCALE BEGIN DATA
TYPE

DOCCUPAT 3 56 A OCCUPATION CODE (CURRENT JOB)
UNIVERSE IS ESR=1,2, OR 3 OR ESR=4-7
AND MONTH IN SAMPLE IS 4 OR 8 AND
ITEM24A IS 1 TO 5
000 = NIU OR NC
(SEE APPENDIX B1 FOR OCCUPATION CODES)

DITEM23E 1 59 A CLASS OF WORKER (CURRENT JOB)
UNIVERSE IS ESR=1,2, OR 3 OR ESR=4-7
AND MONTH IN SAMPLE IS 4 OR 8 AND
ITEM24A IS 1 TO 5
0 NIU, NC
1 PRIVATE
2 GOVERNMENT
3 SELF-EMPLOYED
4 WITHOUT PAY
5 NEVER WORKED OR NEVER WORKED FULL TIME

DITEM24A 1 60 A WHEN LAST WORKED FOR PAY
UNIVERSE IS ESR=4 TO 7 AND MONTH IN
SAMPLE = 4 OR 8
0 NIU
1 WITHIN PAST 12 MONTHS
2 1-2 YEARS AGO
3 2-3 YEARS AGO
4 3-4 YEARS AGO
5 4-5 YEARS AGO
6 5+ YEARS AGO
7 NEVER WORKED

DITEM24B 1 61 A WHY LEFT JOB
UNIVERSE IS ESR=4 TO 7 AND MONTH IN
SAMPLE IS 4 OR 8 AND ITEM24A IS 1 TO 5
0 NIU
1 PERSONAL, FAMILY OR SCHOOL
2 HEALTH
3 RETIREMENT OR OLD AGE
4 SEASONAL JOB COMPLETED
5 SLACK WORK OR BUSINESS CONDITIONS

RECORD P

NAME SIZE/
SCALE BEGIN DATA
TYPE

6 TEMP NONSEASONAL JOB COMPLETED
7 UNSATISFACTORY WORK ARRANGEMENTS
8 OTHER

DITEM24C 1 62 A WANT REGULAR JOB NOW
UNIVERSE IS ESR=4 TO 7 AND
MONTH IN SAMPLE IS 4 OR 8
0 NIU
1 YES
2 MAYBE, IT DEPENDS
3 NO
4 DON'T KNOW

DITEM24E 1 63 A INTEND TO LOOK FOR WORK NEXT 12 MOS.
UNIVERSE IS ESR=4 TO 7 AND
MONTH IN SAMPLE IS 4 OR 8
0 NIU, NC
1 YES
2 IT DEPENDS
3 NO
4 DON'T KNOW

BAALLLF 1 64 A ALLOCATION FLAG
ITEMS BAALLLF THRU BAITM24E ARE
ALLOCATION FLAGS FOR THE CORRESPONDING
ITEMS FROM THE BASIC CPS
0 NOT ALLOCATED, NIU
1 ALLOCATED

BAITM19 1 65 A ALLOCATION FLAG

BAITM23B 1 66 A ALLOCATION FLAG

BAITM23C 1 67 A ALLOCATION FLAG

← BAFSA

NAME	SIZE/ SCALE	BEGIN	DATA TYPE
BAITM23E	1	68	A ALLOCATION FLAG
BAITM20A	1	69	A ALLOCATION FLAG
BAITM20C	1	70	A ALLOCATION FLAG
BAITM21A	1	71	A ALLOCATION FLAG
BAITM21B	1	72	A ALLOCATION FLAG
BAITM21C	1	73	A ALLOCATION FLAG
BAITM22C	1	74	A ALLOCATION FLAG
BAITM22F	1	75	A ALLOCATION FLAG
BAITM22D	1	76	A ALLOCATION FLAG
BAITM24B	1	77	A ALLOCATION FLAG
BAITM24A	1	78	A ALLOCATION FLAG
BAITM24C	1	79	A ALLOCATION FLAG

RECORD P

NAME	SIZE/ SCALE	BEGIN	DATA TYPE	
BAITM24D	1	80	A	ALLOCATION FLAG
BAITM22A	1	81	A	ALLOCATION FLAG
BAITM22E	1	82	A	ALLOCATION FLAG
FILL11	1	83	A	FILLER
BAITM22B	1	84	A	ALLOCATION FLAG
BAITM24E	1	85	A	ALLOCATION FLAG
FILL12	4	86	A	FILLER
BAESR	1	90	A	ALLOCATION FLAG
BWEIGHT	11/-2	91	(A)	<p>BASIC CPS WEIGHT (TWO IMPLIED DECIMALS) CIVILIANS 14 AND OVER 0=NIU, N=BASIC CPS WGT SPANISH POPULATION WHICH IS OVER SAMPLED HAS WEIGHT OF BLANK OR 0</p>
POPSTAT	1	102	A	<p>POPULATION TYPE ITEM25A NONINTERVIEW RECORD CIVILIAN 15+ ARMED FORCES CHILDREN</p>

RECORD P

SIZE/
SCALE BEGIN DATA
TYPE

NAME

RELHEAD

1 103 A RELATIONSHIP TO HOUSEHOLDER
1 HOUSEHOLDER WITH OTHER RELATIVES
2 NONFAMILY HOUSEHOLDER
3 SPOUSE OF HOUSEHOLDER
4 CHILD OF HOUSEHOLDER
5 OTHER RELATIVE OF HOUSEHOLDER
6 UNRELATED SUBFAMILY MEMBER
7 UNRELATED INDIVIDUAL

TYPEBOX

1

104

A

FAMILY TYPE

0 FAMILY
1 UNRELATED INDIVIDUAL
2 UNRELATED SUBFAMILY MEMBER
3 RELATED SUBFAMILY MEMBER
4 NONFAMILY HOUSEHOLDER

FAMNUMBE

1

105

A

FAMILY NUMBER

0 NOT IN RELATED OR UNRELATED SUBFAMILY
1-6 RELATED OR UNRELATED SUBFAMILY NUMBER

FAMREL

1

106

A

FAMILY RELATIONSHIP

0 NOT IN RELATED OR UNRELATED SUBFAMILY
1 HOUSEHOLDER (RELATED OR UNRELATED SUBFAMILY)
2 SPOUSE (RELATED OR UNRELATED SUBFAMILY)
3 CHILD (RELATED OR UNRELATED SUBFAMILY)
4 OTHER RELATIVE (UNRELATED SUBFAMILY)

MARSTAT

1

107

A

MARITAL STATUS

1 MARRIED, CIVILIAN SPOUSE PRESENT
2 MARRIED, AF SPOUSE PRESENT
3 MARRIED, AF SPOUSE ABSENT
4 MARRIED, SPOUSE ABSENT
5 WIDOWED
6 DIVORCED
7 SEPARATED
8 NEVER MARRIED
(INCLUDES UNDER 14 YEARS)

Reference Person
Helena Vantard
5/82

RECORD P

SIZE/
SCALE BEGIN DATA
TYPE

NAME

SEX

1 108

A

SEX

1
2

MALE
FEMALE

RACE

1

109

A

RACE

WHITE
BLACK
OTHER

AGE

2

110

A

AGE IN SINGLE YEARS

VET

1

112

A

VETERAN STATUS

FEMALES, CHILDREN UNDER 15
VIETNAM ERA

KOREAN
WW II
WW I
OTHER SERVICE
NON-VETERAN

ETHNICIT

2

113

A

SPANISH ETHNICITY

MEXICAN AMERICAN
CHICANO
MEXICAN
MEXICANO
PUERTO RICAN
CUBAN
CENTRAL OR SOUTH AMERICAN
OTHER SPANISH
ANOTHER GROUP NOT LISTED
DONT KNOW
NOT AVAILABLE

HIGHGRAD

2

115

A

HIGHEST GRADE ATTENDED
CHILDREN UNDER 15
NONE

00
01

RECORD P

NAME SIZE/
SCALE BEGIN DATA
TYPE

ELEMENTARY ONE
ELEMENTARY TWO
ELEMENTARY THREE
ELEMENTARY FOUR
ELEMENTARY FIVE
ELEMENTARY SIX
ELEMENTARY SEVEN
ELEMENTARY EIGHT
HIGH SCHOOL ONE
HIGH SCHOOL TWO
HIGH SCHOOL THREE
HIGH SCHOOL FOUR
COLLEGE ONE
COLLEGE TWO
COLLEGE THREE
COLLEGE FOUR
COLLEGE FIVE
COLLEGE SIX OR MORE

GRADECOM 1 117 A COMPLETED HIGHEST GRADE ATTENDED
CHILDREN UNDER 15
YES
NO

MARSUPPH 11/-2 118 A MARCH SUPPLEMENT WEIGHT
(TWO IMPLIED DECIMALS)

I34N 1 129 A DID NOT WORK LAST YEAR
NIU/NC
ITEM 34 NONE CIRCLE CODED

I35 1 130 A LOOKING FOR WORK LAST YEAR
NIU
YES
NO

I36 2 131 A WEEKS LOOKING, FOR NONWORKERS

one of the 131's is missing

RECORD P

SIZE/
SCALE BEGIN DATA
TYPE

NAME

I37	1	133	A	NIU 01-52 NUMBER OF WEEKS LOOKING -Insert MAIN REASON DID NOT WORK LAST YEAR NIU ILL OR DISABLED TAKING CARE OF HOME/FAMILY GOING TO SCHOOL COULD NOT FIND WORK IN ARMED FORCES RETIRED OTHER
I34WK	2	134	A	WEEKS WORKED LAST YEAR NIU 01-52 NUMBER WEEKS (PART-TIME OR FULL-TIME)
I38	2	136	A	HOURS PER WEEK WORKED LAST YEAR NIU 01-99 NUMBER OF HOURS PER WEEK
I39	1	138	A	NUMBER OF EMPLOYERS LAST YEAR NIU 1 EMPLOYER LAST YEAR 2 EMPLOYERS 3+ EMPLOYERS
I40	1	139	A	LOOKED FOR WORK IN BETWEEN JOBS NIU YES NO DID LOOK FOR WORK BETWEEN JOBS
I42	1	140	A	LOST FULL WEEKS WORK DUE TO WORK LAYOFF OR LOST JOB

RECORD P

NAME	SIZE/ SCALE	BEGIN	DATA TYPE
I43N	1	141	A WEEKS LOOKING OR ON LAYOFF NIU,NC NONE CODED 0 1 2 NIU YES NO
I43WK	2	142	00 01-51 WEEKS LOOKING OR ON LAYOFF NIU 01-51 WEEKS LOOKING OR ON LAYOFF
I44	1	144	0 1 2 3 A WEEKS LOOKING ALL IN ONE STRETCH NIU 1 WEEK 2 WEEKS 3+ WEEKS
I45	1	145	A WHAT WAS DONE MOST OF REMAINING WEEKS LAST YEAR NIU ILL OR DISABLED TAKING CARE OF HOME/ FAMILY GOING TO SCHOOL IN ARMED FORCES RETIRED OTHER 0 1 2 3 4 5 6
I47	1	146	A WORKED LESS THAN 35 HRS PER WEEK LAST YEAR NIU YES, WORKED SOME PART TIME NO 0 1 2
I48	2	147	01-51 WEEKS WORKED PART-TIME NIU 01-51 WEEKS WORKED PART-TIME

RECORD P

NAME	SIZE/ SCALE	BEGIN	DATA TYPE	
		0	NIU 01-52 NUMBER WEEKS PART-TIME	
I49	1	149	A REASON WORKED PART TIME	
		0	NIU	
		1	COULD ONLY FIND PART TIME	
		2	WANTED OR COULD ONLY WORK PART TIME	
		3	SLACK WORK OR MATERIAL SHORTAGE	
		4	OTHER	
I50CW	1	150	A CLASS OF WORKER (LONGEST JOB LAST YEAR)	
		0	NIU	
		1	PRIVATE	
		2	FEDERAL GOV'T	
		3	STATE GOV'T	
		4	LOCAL GOV'T	
		5	SE - INCORPORATED	
		6	SELF-EMPLOYED OR FARM	
		7	WITHOUT PAY	
I50IND	3	151	A INDUSTRY CODE (LONGEST JOB LAST YEAR)	
			SEE APPENDIX A1	
I500CC	3	154	A OCCUPATION CODE (LONGEST JOB LAST YEAR)	
			SEE APPENDIX B1	
I51ANS	1	157	A WAGE AND SALARY RECIPIENCY	
		0	NIU	
		1	YES	
		2	NO	
I51BSE	1	158	A SELF-EMPLOYMENT RECIPIENCY	
		0	NIU	
		1	YES	
		2	NO	

RECORD P

NAME	SIZE/ SCALE	BEGIN	DATA TYPE
I51CFR	1	159	A FARM INCOME RECIPIENCY 0 NIU 1 YES 2 NO
I52ASS	1	160	A SOCIAL SECURITY RECIPIENCY 0 NIU 1 YES 2 NO
I52ARR	1	161	A RAILROAD RETIREMENT RECIPIENCY 0 NIU 1 YES 2 NO
I52BUS	1	162	A U.S. GOV'T RECIPIENCY 0 NIU 1 YES 2 NO
I52BSL	1	163	A STATE AND LOCAL GOV'T RECIPIENCY 0 NIU 1 YES 2 NO
I53AADC	1	164	A AID TO DEPENDENT CHILDREN RECIPIENCY 0 NIU 1 YES 2 NO
I53AOTH	1	165	A OTHER PUBLIC ASSISTANCE RECIPIENCY 0 NIU 1 YES 2 NO

RECORD P

NAME	SIZE/ SCALE	BEGIN	DATA TYPE
I53BINT	1	166	A INTEREST RECIPIENCY 0 NIU 1 YES 2 NO
I53CDIV	1	167	A DIVIDENDS RECIPIENCY 0 NIU 1 YES 2 NO
I53CRENT	1	168	A RENT AND ROYALTIES RECIPIENCY 0 NIU 1 YES 2 NO
I53CEST	1	169	A ESTATES AND TRUSTS RECIPIENCY 0 NIU 1 YES 2 NO
I53DVP	1	170	A VETERANS PAYMENTS RECIPIENCY 0 NIU 1 YES 2 NO
I53DUC	1	171	A UNEMPLOYMENT COMPENSATION RECIPIENCY 0 NIU 1 YES 2 NO
I53DMC	1	172	A WORKMANS COMPENSATION RECIPIENCY 0 NIU 1 YES 2 NO

RECORD P

NAME	SIZE/ SCALE	BEGIN	DATA TYPE	
I53EPP	1	173	A	PRIVATE PENSIONS RECIPIENCY NIU YES NO
		0		
		1		
		2		
I53EMR	1	174	A	MILITARY RETIREMENT RECIPIENCY NIU YES NO
		0		
		1		
		2		
I53EFG	1	175	A	FEDERAL GOV'T PENSION RECIPIENCY NIU YES NO
		0		
		1		
		2		
I53ELG	1	176	A	STATE AND LOCAL GOV'T PENSION RECIPIENCY NIU YES NO
		0		
		1		
		2		
I53FAL	1	177	A	ALIMONY AND CHILD SUPPORT RECIPIENCY NIU YES NO
		0		
		1		
		2		
I53FREG	1	178	A	OTHER REGULAR CONTRIBUTION RECIPIENCY NIU YES NO
		0		
		1		
		2		
I53FAE	1	179	A	ANYTHING ELSE RECIPIENCY NIU YES NO
		0		
		1		
		2		

RECORD P

NAME	SIZE/ SCALE	BEGIN	DATA TYPE	
INCWSFLA	1	180	A	WS-FLAG INCWSFLA THRU INCCSFLA ARE FLAGS INDICATING WHETHER THE CORRESPONDING ITEMS HAVE BEEN ALLOC. FOR THE INCOME FIELDS FROM QUESTIONS 151, 152 AND 153 0 NO ALLOCATION 1 INCOME AMOUNT ALLOCATED 2 RECIPIENCY TYPE ALLOCATED 3 INCOME AND RECIPIENCY TYPE ALLOCATED
INCSEFLA	1	181	A	SELF EMPLOYMENT FLAG 0 NO ALLOCATION 1 INCOME AMOUNT ALLOCATED 2 RECIPIENCY TYPE ALLOCATED 3 INCOME AND RECIPIENCY TYPE ALLOCATED
INCFRFLA	1	182	A	FARM INCOME FLAG 0 NO ALLOCATION 1 INCOME AMOUNT ALLOCATED 2 RECIPIENCY TYPE ALLOCATED 3 INCOME AND RECIPIENCY TYPE ALLOCATED
INCUSFLA	1	183	A	U.S. GOV'T FLAG 0 NO ALLOCATION 1 INCOME AMOUNT ALLOCATED 2 RECIPIENCY TYPE ALLOCATED 3 INCOME AND RECIPIENCY TYPE ALLOCATED
INCPFLA	1	184	A	STATE AND LOCAL GOV'T FLAG 0 NO ALLOCATION 1 INCOME AMOUNT ALLOCATED 2 RECIPIENCY TYPE ALLOCATED 3 INCOME AND RECIPIENCY TYPE ALLOCATED
INCPAFLA	1	185	A	PUBLIC ASSISTANCE FLAG

NAME	SIZE/ SCALE	BEGIN	RECORD P	DATA TYPE	
INCINTFL	1	186	A	INTEREST FLAG	
		0		NO ALLOCATION	
		1		INCOME AMOUNT ALLOCATED	
		2		RECIPIENCY TYPE ALLOCATED	
		3		INCOME AND RECIPIENCY TYPE ALLOCATED	
INCDIVFL	1	187	A	DIVIDEND FLAG	
		0		NO ALLOCATION	
		1		INCOME AMOUNT ALLOCATED	
		2		RECIPIENCY TYPE ALLOCATED	
		3		INCOME AND RECIPIENCY TYPE ALLOCATED	
INCVPLA	1	188	A	VETERANS PAYMENTS FLAG	
		0		NO ALLOCATION	
		1		INCOME AMOUNT ALLOCATED	
		2		RECIPIENCY TYPE ALLOCATED	
		3		INCOME AND RECIPIENCY TYPE ALLOCATED	
INCRETFL	1	189	A	RENTAL INCOME FLAG	
		0		NO ALLOCATION	
		1		INCOME AMOUNT ALLOCATED	
		2		RECIPIENCY TYPE ALLOCATED	
		3		INCOME AND RECIPIENCY TYPE ALLOCATED	
INCSFLA	1	190	A	CHILD SUPPORT - FLAG	
		0		NO ALLOCATION	
		1		INCOME AMOUNT ALLOCATED	
		2		RECIPIENCY TYPE ALLOCATED	
		3		INCOME AND RECIPIENCY TYPE ALLOCATED	

RECORD P

NAME	SIZE/ SCALE	BEGIN	DATA TYPE	
I51A	5	191	(A)	WAGES OR SALARIES VALUE RANGES FROM 00000 TO 50000 ⁷⁵⁰⁰⁰
I51B	6	196	(A)	SELF EMPLOYMENT INCOME LEADING '-' INDICATES LOSS VALUE RANGES FROM -9999 TO 050000 ⁷⁵⁰⁰⁰
I51C	6	202	(A)	FARM INCOME LEADING '-' INDICATES LOSS VALUE RANGES FROM -9999 TO 50000 ⁷⁵⁰⁰⁰
I52A	5	208	(A)	INCOME FROM U.S. GOV'T VALUE RANGES FROM 00000 TO 19999
I52B	4	213	(A)	SUPPLEMENTAL SECURITY INCOME VALUE RANGES FROM 0000 TO 5999
I53A	5	217	(A)	PUBLIC ASSISTANCE AMOUNT VALUE RANGES FROM 00000 TO 19999
I53B	5	222	(A)	INTEREST AMOUNT VALUE RANGES FROM 00000 TO 50000 ⁷⁵⁰⁰⁰
I53C	6	227	(A)	DIVIDENDS, RENTALS, TRUST INCOME LEADING '-' INDICATES LOSS VALUE RANGES FROM -9999 TO 050000 ⁷⁵⁰⁰⁰
I53D	5	233	(A)	VETERANS, UNEMPLOYMENT, WORKMAN'S COMP VALUE RANGES FROM 00000 TO 29999

RECORD P

NAME	SIZE/ SCALE	BEGIN	DATA TYPE
I53E	5	238	(A) PENSION INCOME VALUE RANGES FROM 0000 TO 50000 75000
I53F	5	243	(A) ALIMONY, CHILD SUPPORT, OTHER INCOME VALUE RANGES FROM 0000 TO 50000 75000
PINCTOT	7	248	(A) PERSONAL INCOME TOTAL VALUE RANGES FROM -29,997 TO 0425996 654999
PINCEARN	7	255	(A) TOTAL EARNINGS VALUE RANGES FROM -19998 TO 0150000 -20000 TO 0225000
PINCOTH	7	262	(A) TOTAL OTHER INCOME VALUE RANGES FROM -9999 TO 275,996 -99999 TO 0429999
FLAG51A	1	269	A - Insure TOP CODED FLAG FLAG51A THRU FLPINOTH ARE FLAGS INDICATING THAT THE CORRESPONDING ITEM HAS BEEN TOP-CODED FOR CONFIDENTIALITY NOT TOP CODED TOP CODED
FLAG51B	1	270	A TOP CODED FLAG NOT TOP CODED TOP CODED
FLAG51C	1	271	A TOP CODED FLAG NOT TOP CODED TOP CODED
FLAG52A	1	272	A TOP CODED FLAG

NAME	SIZE/ SCALE	BEGIN	DATA TYPE
FLAG52B	1	273	A TOP CODED FLAG NOT TOP CODED TOP CODED
FLAG53A	1	274	A TOP CODED FLAG NOT TOP CODED TOP CODED
FLAG53B	1	275	A TOP CODED FLAG NOT TOP CODED TOP CODED
FLAG53C	1	276	A TOP CODED FLAG NOT TOP CODED TOP CODED
FLAG53D	1	277	A TOP CODED FLAG NOT TOP CODED TOP CODED
FLAG53E	1	278	A TOP CODED FLAG NOT TOP CODED TOP CODED
FLAG53F	1	279	A TOP CODED FLAG NOT TOP CODED TOP CODED
FLPINTOT	1	280	A TOP CODED FLAG

RECORD P

NAME	SIZE/ SCALE	BEGIN	DATA TYPE
------	----------------	-------	--------------

	0	NOT TOP CODED
	1	TOP CODED

FLPINERN	1	281	A	TOP CODED FLAG
	0			NOT TOP CODED
	1			TOP CODED

FLPINOTH	1	282	A	TOP CODED FLAG
	0			NOT TOP CODED
	1			TOP CODED

FILLI3	6	283	A	FILLER
--------	---	-----	---	--------

PLOWINC	6	289	A	LOW INCOME (POVERTY) CUT-OFF DOLLAR AMT
	0			ATU, PERSONS LESS THAN 65

RBEMPST	1	295	A	LABOR FORCE RECODE 1
	0			NIU
	1			FULL TIME
	2			PART TIME
	3			UNEMPLOYED EXPERIENCED
	4			UNEMPLOYED NOT EXPERIENCED
	5			ARMED FORCES
	6			NOT IN LABOR FORCE

REMPSTA	1	296	A	LABOR FORCE RECODE 2
	0			NIU
	1			NOT IN LABOR FORCE
	2			UNEMPLOYED
	3			NONAGRICULTURAL EMPLOYMENT
	4			AGRICULTURAL EMPLOYMENT

RHHDFMS	2	297	A	HOUSEHOLD RECODE 1
---------	---	-----	---	--------------------

RECORD P

SIZE/ SCALE	BEGIN	DATA TYPE
----------------	-------	--------------

NAME

01	HOUSEHOLDER	
02	SPOUSE OF HOUSEHOLDER:	
	CHILD OF HOUSEHOLDER:	
03	UNDER 18, SINGLE (NEVER MARRIED):	
04	REFERENCE PERSON OF RELATED SUBFAMILY	
	NOT IN A RELATED SUBFAMILY	
05	UNDER 18, EVER MARRIED:	
06	REFERENCE PERSON OF RELATED SUBFAMILY	
07	SPOUSE OF RELATED SUBFAMILY REFERENCE PERSON	
	NOT IN A RELATED SUBFAMILY	
08	18 YEARS OLD AND OVER, SINGLE (NEVER MARRIED):	
09	REFERENCE PERSON OF RELATED SUBFAMILY	
	NOT IN A RELATED SUBFAMILY	
10	18 YEARS OLD AND OVER, EVER MARRIED:	
11	REFERENCE PERSON OF RELATED SUBFAMILY	
12	SPOUSE OF RELATED SUBFAMILY REFERENCE PERSON	
13	NOT IN A RELATED SUBFAMILY	
	GRANDCHILD UNDER 18, SINGLE (NEVER MARRIED) OF HOUSEHOLDER	
	OTHER RELATIVE OF REFERENCE PERSON:	
14	UNDER 18, SINGLE (NEVER MARRIED):	
15	REFERENCE PERSON OF RELATED SUBFAMILY	
16	CHILD OF RELATED SUBFAMILY REFERENCE PERSON	
	NOT IN A RELATED SUBFAMILY	
17	UNDER 18, EVER MARRIED:	
18	REFERENCE PERSON OF RELATED SUBFAMILY	
19	SPOUSE OF RELATED SUBFAMILY REFERENCE PERSON	
	NOT IN A RELATED SUBFAMILY	
20	18 YEARS OLD AND OVER, SINGLE (NEVER MARRIED):	
21	REFERENCE PERSON OF A RELATED SUBFAMILY	
	NOT IN A RELATED SUBFAMILY	
22	18 YEARS OLD AND OVER, EVER MARRIED:	
23	REFERENCE PERSON OF A RELATED SUBFAMILY	
24	SPOUSE OF A RELATED SUBFAMILY REFERENCE PERSON	
	NOT IN A RELATED SUBFAMILY	
	IN UNRELATED SUBFAMILY:	
25	REFERENCE PERSON OF UNRELATED SUBFAMILY	
26	SPOUSE OF UNRELATED SUBFAMILY REFERENCE PERSON	

RECORD P

NAME	SIZE/ SCALE	BEGIN	DATA TYPE
		27	CHILD, UNDER 18, SINGLE (NEVER MARRIED) OF UNRELATED REFERENCE PERSON
		28	OTHER RELATIVE OF UNRELATED SUBFAMILY REFERENCE PERSON:
		29	UNDER 18, SINGLE (NEVER MARRIED)
		30	UNDER 18, EVER MARRIED
		31	18 YEARS OLD AND OVER, SINGLE (NEVER MARRIED)
			18 YEARS OLD AND OVER, EVER MARRIED
			NOT IN A FAMILY:
		32	NONFAMILY HOUSEHOLDER
		33	UNRELATED INDIVIDUAL
		34	IN GROUP QUARTERS, UNRELATED INDIVIDUALS

RHHREL	1	299	A	HOUSEHOLD RECODE 2
		1		HOUSEHOLDER
		2		SPOUSE OF HOUSEHOLDER
		3		CHILD OF HOUSEHOLDER, UNDER 18, NEVER MARRIED
		4		CHILD OF HOUSEHOLDER, UNDER 18 EVER MARRIED
		5		CHILD OF HOUSEHOLDER, 18 +
		6		OTHER RELATIVE OF HOUSEHOLDER
		7		NONRELATIVE OF HOUSEHOLDER
		8		UNRELATED INDIVIDUALS

18 group quarters

RFANREL	2	300	A	HOUSEHOLD RECODE 3
		01		HOUSEHOLDER
		02		SPOUSE OF HOUSEHOLDER
		03		CHILD OF HOUSEHOLDER, UNDER 18, NEVER MARRIED
		04		CHILD OF HOUSEHOLDER, UNDER 18, EVER MARRIED
		05		18 YEARS AND OVER
		06		GRANDCHILD OF HOUSEHOLDER, UNDER 18
		07		NEVER MARRIED
		08		OTHER RELATIVE OF HOUSEHOLDER, UNDER 18 YEARS, NEVER MARRIED
		09		OTHER RELATIVE OF HOUSEHOLDER UNDER 18 YEARS, EVER-MARRIED
				OTHER RELATIVE OF HOUSEHOLDER 18

See March 79
Mar 79
Mar 79

RECORD P

NAME	SIZE/ SCALE	BEGIN	DATA TYPE
RFAMST	1	302	A
			HOUSEHOLD RECODE 4
		1	HOUSEHOLDER
		2	SPOUSE
		3	RELATED CHILDREN UNDER 6 YEARS
		4	RELATED CHILDREN 6 TO 17 YEARS
		5	OTHER FAMILY MEMBER
		6	UNRELATED INDIVIDUAL, MALE
		7	UNRELATED INDIVIDUAL, FEMALE

See 79 Master for operation

Parent/Spouse

Family

YEARS AND OVER
NONFAMILY HOUSEHOLDER
UNRELATED INDIVIDUAL

NAME	SIZE/ SCALE	BEGIN	DATA TYPE
RPARENT	1	303	A
			PARENTS RECODE (PRESENCE OF PARENTS)
		0	NIU
		1	BOTH PARENTS PRESENT
		2	MOTHER ONLY PRESENT
		3	FATHER ONLY PRESENT
		4	NEITHER PARENT PRESENT

NAME	SIZE/ SCALE	BEGIN	DATA TYPE
RAGE1	2	304	A
			AGE RECODE 1
		00	NIU
		01	15 YEARS
		02	16 AND 17 YEARS
		03	18 AND 19 YEARS
		04	20 AND 21 YEARS
		05	22 TO 24 YEARS
		06	25 TO 29 YEARS
		07	30 TO 34 YEARS
		08	35 TO 39 YEARS
		09	40 TO 44 YEARS
		10	45 TO 49 YEARS
		11	50 TO 54 YEARS
		12	55 TO 59 YEARS
		13	60 TO 61 YEARS
		14	62 TO 64 YEARS
		15	65 TO 69 YEARS
		16	70 TO 74 YEARS
		17	75 YEARS AND OVER

RECORD P

NAME	SIZE/ SCALE	BEGIN	DATA TYPE
RAGE4	1	306	A AGE RECODE 1 UNDER 18 YEARS 2 18 TO 64 YEARS 3 65 YEARS AND OVER
RWEXP	2	307	A WEEKS WORKED RECODE 00 NIU 01 50 TO 52 WEEKS -WORKED FULL TIME 02 48 TO 49 WEEKS -WORKED FULL TIME 03 40 TO 47 WEEKS -WORKED FULL TIME 04 27 TO 39 WEEKS -WORKED FULL TIME 05 14 TO 26 WEEKS -WORKED FULL TIME 06 13 WEEKS OR LESS -WORKED FULL TIME 07 50 TO 52 WEEKS -WORKED PART TIME 08 48 TO 49 WEEKS -WORKED PART TIME 09 40 TO 47 WEEKS -WORKED PART TIME 10 27 TO 39 WEEKS -WORKED PART TIME 11 14 TO 26 WEEKS -WORKED PART TIME 12 13 WEEKS OR LESS -WORKED PART TIME 13 NONWORKER

NAME	SIZE/ SCALE	BEGIN	DATA TYPE
RWEWKRS	1	309	A PART-FULL TIME RECODE 0 NIU 1 FULL TIME (FULL YEAR WORKER) 2 PART TIME (FULL YEAR WORKER) 3 FULL TIME (PART YEAR WORKER) 4 PART TIME (PART YEAR WORKER) 5 NONWORKER

NAME	SIZE/ SCALE	BEGIN	DATA TYPE
RWELKNW	1	310	A WORK RECODE 1 WORK EXPERIENCE WEEKS LOOKING - NON-WORKERS 0 NIU 1 NONE (NOT LOOKING FOR WORK) 2 1 TO 4 WEEKS LOOKING 3 5 TO 14 WEEKS LOOKING 4 15 TO 26 WEEKS LOOKING 5 27 TO 39 WEEKS LOOKING 6 40 OR MORE WEEKS LOOKING 7 WORKERS

RECORD P

SIZE/
SCALE BEGIN DATA
TYPE

NAME

RNEUEMP 1 311 A WORK RECODE 2
PART YEAR WORKER WEEKS LOOKING
0 NIU
1 NONE
2 1 TO 4 WEEKS
3 5 TO 10 WEEKS
4 11 TO 14 WEEKS
5 15 TO 26 WEEKS
6 27 TO 39 WEEKS
7 40 OR MORE WEEKS
8 FULL YEAR WORKER
9 NONWORKER

RPYRSN 1 312 A WORK RECODE 3
PART YEAR WORKER WEEKS LOOKING
0 NIU
1 UNEMPLOYED
2 ILL OR DISABLED
3 KEEPING HOUSE
4 GOING TO SCHOOL
5 ARMED FORCES
6 RETIRED
7 OTHER
8 FULL YEAR WORKER
9 NEVER WORKED

REARNER 1 313 A EARNER RECODE
0 NIU
1 EARNER
2 NONEARNER

RCLNK 1 314 A CLASS OF WORKER RECODE 1
0 NIU
1 PRIVATE
2 GOVERNMENT
3 SELF-EMPLOYED
4 WITHOUT PAY
5 NEVER WORKED

RECORD P

SIZE/
SCALE BEGIN DATA
TYPE

NAME
RWECW 1 315 A CLASS OF WORKER RECODE 2

0	NIU
1	WAGE AND SALARY
2	SELF-EMPLOYED
3	UNPAID
4	PRIVATE HOUSEHOLD
5	OTHER PRIVATE
6	GOVERNMENT
7	SELF-EMPLOYED
8	UNPAID
9	NEVER WORKED

	-AGRICULTURE
	-AGRICULTURE
	-AGRICULTURE
	-NONAGRICULTURE
	-NONAGRICULTURE
	-NONAGRICULTURE
	-NONAGRICULTURE
	-NONAGRICULTURE

NAME
RWEMIND 2 316 A MAJOR INDUSTRY RECODE 3

00	NIU
01	AGRICULTURE, FORESTRY, AND FISHERIES
02	MINING
03	CONSTRUCTION
04	DURABLE GOODS
05	NONDURABLE GOODS
06	TRANSPORT, COMMUNICATIONS:PUB.UTIL
07	WHOLESALE TRADE
08	RETAIL TRADE
09	FINANCE, INSURANCE, AND REAL ESTATE
10	BUSINESS AND REPAIR SERVICES
11	PRIVATE HOUSEHOLD
12	EXCEPT PRIVATE HOUSEHOLD
13	ENTERTAINMENT AND RECREATION SERVICE
14	PROFESSIONAL AND RELATED SERVICES
15	PUBLIC ADMINISTRATION
16	NO PREVIOUS FULL-TIME WORK EXPERIENC

NAME
RWECCC 2 318 A DETAILED OCCUPATION RECODE 3

00	NIU
01	ENGINEERS
02	PHYSICIANS, DENTISTS : RELATED
	PRACTITIONERS
03	HEALTH WORKERS, EXC. PRACTITIONERS
04	TEACHERS, EXC. COLLEGE
05	ENGINEERING AND SCIENCE TECHNICIAN
06	OTHER PROFESSIONAL--SALARIED
07	OTHER PROFESSIONAL--SELF-EMPLOYED
08	SALARIED--MANUFACTURING
09	SALARIED--OTHER INDUSTRIES

RECORD P

NAME	SIZE/ SCALE	BEGIN	DATA TYPE
		10	SELF-EMPLOYED--RETAIL TRADE
		11	SELF-EMPLOYED--OTHER
		12	RETAIL TRADE
		13	OTHER
		14	BOOKKEEPERS
		15	OFFICE MACHINE OPERATORS
		16	STENOGRAPHERS, TYPISTS, AND
			SECRETARIES
		17	OTHER CLERICAL WORKERS
		18	CARPENTERS
		19	OTHER CONSTRUCTION CRAFTSMEN
		20	FOREMEN (N.E.C.)
		21	MACHINISTS AND JOB SETTERS
		22	METAL CRAFTSMEN, EXC. MECHANICS,
			MACHINISTS AND JOB SETTERS
		23	MECHANICS--AUTO
		24	MECHANICS, EXCEPT AUTO
		25	ALL OTHER CRAFTSMEN
		26	MINE WORKERS
		27	MOTOR VEHICLES AND EQUIPMENT
		28	OTHER DURABLE GOODS
		29	NONDURABLE GOODS
		30	ALL OTHER
		31	DRIVERS AND DELIVERYMEN
		32	ALL OTHER
		33	CONSTRUCTION
		34	MANUFACTURING
		35	ALL OTHER
		36	PRIVATE HOUSEHOLD WORKERS
		37	CLEANING SERVICE
		38	FOOD SERVICE
		39	HEALTH SERVICE
		40	PERSONAL SERVICE
		41	PROTECTIVE SERVICE
		42	FARMERS AND FARM MANAGERS
		43	PAID LABORERS AND SUPERVISORS
		44	UNPAID FAMILY LABORERS
		45	NEVER WORKED

RUEMOCG

2

320

A

MAJOR OCCUPATION RECODE 4

NIU

00

01

02

03

04

PROFESSIONAL, TECHNICAL, AND KINDRED WORKERS
MANAGERS AND ADMINISTRATORS,
EXCLUDING FARM
SALES WORKERS
CLERICAL AND KINDRED WORKERS

RECORD P

NAME	SIZE/ SCALE	BEGIN	DATA TYPE
		05	CRAFT AND KINDRED WORKERS
		06	OPERATIVES, EXC. TRANSPORT
		07	TRANSPORT EQUIPMENT OPERATIVES
		08	NONFARM LABORERS, SERVICE WORKERS
		09	PRIVATE HOUSEHOLD WORKERS
		10	OTHER SERVICE WORKERS
		11	FARMERS AND FARM MANAGERS
		12	FARM LABORERS AND SUPERVISORS
		13	NO PREVIOUS FULL-TIME WORK EXPERIENCE

RWEIND

2

322

A

DETAILED INDUSTRY RECODE 4

00	NIU
01	AGRICULTURAL PRODUCTION
02	AGRICULTURAL SERVICES
03	MINING
04	CONSTRUCTION
05	ORDNANCE
06	LUMBER
07	FURNITURE
08	STONE, CLAY, GLASS
09	PRIMARY METALS
10	FABRICATED METALS (INC. NOT SPECIFIED)
11	MACHINERY, EXC. ELECT.
12	ELECTRICAL EQUIPMENT
13	AUTOMOBILES
14	AIRCRAFT
15	OTHER TRANSPORTATION EQUIP.
16	INSTRUMENTS
17	MISCELLANEOUS
18	FOOD
19	TOBACCO
20	TEXTILES
21	APPAREL
22	PAPER
23	PRINTING
24	CHEMICALS
25	PETROLEUM
26	RUBBER AND PLASTICS
27	LEATHER AND NOT SPEC. MFR.
28	RAILROAD AND RAILWAY EXPRESS
29	OTHER TRANSPORTATION
30	COMMUNICATIONS
31	OTHER PUBLIC UTILITIES
32	WHOLESALE
33	EATING AND DRINKING PLACES
34	OTHER RETAIL

RECORD P

SIZE/ DATA
SCALE BEGIN TYPE

NAME

35	BANKING AND OTHER FINANCE
36	INSURANCE AND REAL ESTATE
37	PRIVATE HOUSEHOLD SERVICE
38	BUSINESS
39	REPAIR
40	PERSONAL SERVICES, EXC. PRIVATE
	HOUSEHOLD
41	ENTERTAINMENT AND RECREATION
42	MEDICAL, EXC. HOSPITALS
43	HOSPITALS
44	WELFARE AND RELIGIOUS
45	EDUCATIONAL
46	OTHER PROFESSIONAL
47	FORESTRY AND FISHERIES
48	POSTAL
49	OTHER FEDERAL
50	STATE
51	LOCAL
52	NEVER WORKED

RPINCOM

2

324

A

PERSON'S INCOME RECODE

00	NIU
01	NONE
02	LOSS
03	\$1 TO \$999
04	\$1,000 TO \$1,999
05	\$2,000 TO \$2,499
06	\$2,500 TO \$2,999
07	\$3,000 TO \$3,499
08	\$3,500 TO \$3,999
09	\$4,000 TO \$4,999
10	\$5,000 TO \$5,999
11	\$6,000 TO \$6,999
12	\$7,000 TO \$7,499
13	\$7,500 TO \$7,999
14	\$8,000 TO \$8,499
15	\$8,500 TO \$8,999
16	\$9,000 TO \$9,999
17	\$10,000 TO \$12,499
18	\$12,500 TO \$14,999
19	\$15,000 TO \$17,499
20	\$17,500 TO \$19,999
21	\$20,000 TO \$24,999
22	\$25,000 TO \$29,999
23	\$30,000 TO \$34,999
24	\$35,000 TO \$39,999

RECORD P

NAME	SIZE/ SCALE	BEGIN	DATA TYPE
	25		\$40,000 TO \$49,999
	26		\$50,000 TO \$59,999
	27		\$60,000 TO \$74,999
	28		\$75,000 AND OVER

RPSINCI	2	326	A	SOURCE OF INCOME RECODE
	00			NIU
	01			WAGE OR SALARY ONLY
	02			NONFARM ONLY
	03			FARM ONLY
	04			NONFARM AND FARM
	05			WAGE OR SALARY AND NONFARM SELF-
				EMPLOYMENT INCOME ONLY
	06			WAGE OR SALARY AND FARM SELF-
				EMPLOYMENT INCOME ONLY
	07			WAGE OR SALARY, NONFARM AND FARM ONLY
	08			WAGE OR SALARY AND PROPERTY INC ONLY
	09			WAGE OR SALARY AND OTHER INCOME
	10			WAGE OR SALARY, PROPERTY INC ONLY
	11			NONFARM INC, PROPERTY INC ONLY
	12			NONFARM SE INCOME AND OTHER INCOME
	13			FARM INC, PROPERTY INC ONLY
	14			FARM SE INCOME AND OTHER INCOME
	15			WAGE/SALARY, NONFARM, PROPERTY INCOME
	16			WAGE/SALARY, NONFARM, OTHER INCOME
	17			WAGE/SALARY, FARM, PROPERTY INCOME
	18			WAGE/SALARY, FARM SE AND OTHER INCOME
	19			OTHER COMBINATIONS
	20			SOCIAL SECURITY
	21			PUBLIC ASSISTANCE INCOME ONLY
	22			PENSION INCOME ONLY
	23			PENSION AND PROPERTY INCOME ONLY
	24			SOCIAL SECURITY AND PUBLIC ASSISTANCE
	25			SOCIAL SECURITY AND PROPERTY INCOME
	26			SOCIAL SECURITY AND PENSION INCOME
	27			SOCIAL SECURITY, PENSIONS, PROPERTY
	28			ALL OTHER COMBINATIONS
				NO INCOME

RCENMOB	1	328	A	MIGRATION - RESIDENCE 1980 TO 1991
	1			NONMOVER
	2			DIFFERENT HOUSE SAME COUNTY
	3			DIFFERENT COUNTY, SAME STATE, SMSA
	4			DIFFERENT COUNTY, SAME STATE, DIFF SMSA

RECORD P

NAME	SIZE/ SCALE	BEGIN	DATA TYPE
RMIGREG	1	329	A

DIFF COUNTY, DIF STATE, CONTIGUOUS
DIFF COUNTY, DIF STATE, NONCONTIGUOUS
MOVERS FROM ABROAD
NOT IN MIGRATION SAMPLE
MOVED WITHIN SAME STATE, DIF. CNTY.

1	329	A	REGION OF RESIDENCE IN 1980 - MIGRATION
---	-----	---	---

1 NORTH EAST
2 NORTH CENTRAL
3 SOUTH
4 WEST
5 ABROAD
6 NOT IN MIGRATION SAMPLE

RUACPLDS	1	330	A	SMSA RESIDENCE IN 1980 RECODE
----------	---	-----	---	-------------------------------

0 NIU, NONMOVER
1 CENTRAL CITY
2 SMSA BALANCE
3 NON SMSA
4 NOT IDENTIFIABLE

PPRECTYP	1	331	A	PERSON RECORD TYPE PERSON RECORD
----------	---	-----	---	-------------------------------------

3

LINENO	2	332	A	LINE NUMBER
--------	---	-----	---	-------------

FILL14	23	334	A	FILLER
--------	----	-----	---	--------

MIGWOKI	1	336	A	WORKING MARCH 1980
---------	---	-----	---	--------------------

0 NIU
1 YES
2 NO

MIGAF	23	337	A	IN ARMED FORCES MARCH 1980
-------	----	-----	---	----------------------------

MIGSTATE

Geographic

COOE

copy list

pp 14-15

at add 98

at add 98

RECORD P

NAME SIZE/ SCALE BEGIN DATA TYPE

0
1
2
NIU
YES
NO

~~MIGCOLLE~~ 1 338 A ~~ATTENDING COLLEGE MARCH 1980~~
0
1
2
NIU
YES
NO

MIGSAME 1 339 A ~~LIVING IN SAME HOUSE MARCH 1980~~
0
1
2
NIU
YES
NO

UACPLREC 1 340 A SMSA RESIDENCE MARCH 1980
0
1
2
3
NIU, NONMOVER
SMSA
NON SMSA
NOT IDENTIFIABLE

MIRIREC 2 341 A RESIDENCE 1980 TO RESIDENCE 1981
01
02
03
04
05
06
07
08
09
NONMOVER
SMSA TO SMSA
SMSA TO NON SMSA
NON SMSA TO SMSA
NON SMSA TO NON SMSA
ABROAD TO SMSA
ABROAD TO NON SMSA
NIU (CHILDREN < 2 YRS OLD)
NOT IDENTIFIABLE

RECORD P

NAME	SIZE/ SCALE	BEGIN	DATA TYPE
------	----------------	-------	--------------

PENSPLAN	1	343	A
EXISTENCE OF PENSION PLAN			
BY EMPLOYER			
NOT IN UNIVERSE			
EMPLOYER HAS PENSION PLAN			
EMPLOYER DID NOT HAVE PENSION PLAN			

INCLINPP	1	344	A
INCLUDED IN PENSION PLAN AT WORK			
NOT IN UNIVERSE			
YES			
NO			

INCLINGH	1	345	A
INCLUDED IN EMPLOYER GROUP HEALTH PLAN			
NOT IN UNIVERSE			
YES			
NO			

PAIDGH	1	346	A
EMPLOYER HELPED PAY FOR GROUP			
HEALTH PLAN			
NOT IN UNIVERSE			
EMPLOYER PAID FOR ALL OF GROUP			
HEALTH PLAN			
EMPLOYER PAID FOR PART OF GROUP			
HEALTH PLAN			
EMPLOYER DID NOT PAY FOR GROUP			
HEALTH PLAN			

WHOELSGH	1	347	A
OTHER PERSONS COVERED BY GROUP			
HEALTH PLAN			
NOT IN UNIVERSE			
SPOUSE ALSO COVERED			
CHILD(REN) ALSO COVERED			
SPOUSE AND CHILD(REN) ALSO COVERED			
NO ONE ELSE COVERED			
OTHER COMBINATION OF PERSONS ALSO COVERED			

COVERGH	1	348	A
COVERED BY GROUP HEALTH (EDITED)			

RECORD P

NAME SIZE/ SCALE BEGIN DATA TYPE

1 YES
2 NO

HAVEMDCR 1 349 A COVERED BY MEDICARE
NOT IN UNIVERSE
0 YES
1 NO
2

COVMEDCR 1 350 A COVERED BY MEDICARE (EDITED)
YES
1 NO
2

HAVEMDCD 1 351 A COVERED BY MEDICAID
NOT IN UNIVERSE
0 YES
1 NO
2

COVMEDCD 1 352 A COVERED BY MEDICAID (EDITED)
YES
1 NO
2

HAVECPYN 1 353 A COVERED BY CHAMPUS OR MILITARY
HEALTH CARE
NOT IN UNIVERSE
0 YES
1 NO
2

COVERCP 1 354 A COVERED BY CHAMPUS OR MILITARY
HEALTH CARE (EDITED)
YES
1 NO
2

~~FILLIS~~ 16 355 A ~~FILLER~~
OTHER HEALTH INSURANCE
NIU
0 YES
1 NO
2

COVERHI

356 A

COVERED BY OTHER
HEALTH
INSURANCE
(EDITED)

1 YES
2 NO

357 A

WHOELSHI

OTHER PERSONS
COVERED BY HEALTH
INSURANCE

358 A

0 NIU

- 1 spouse also covered
- 2 child (non) also covered
- 3 spouse and children also covered
- 4 no one else covered
- 5 other combination also covered

FILE 3 A

RECORD P


NAME	SIZE/ SCALE	BEGIN	DATA TYPE	
ELIGIBIL	1	361	A	ROTATION GROUPS ELIGIBILITY ← ITEMS HRSWK THRU BAEARNWK WERE ASKED IN TWO ROTATION GROUPS, 1 AND 5 NOT ELIGIBLE [ELIGIBLE (ROTATION GROUP 1 OR 5)]
HRSWORK	2	362	A	USUAL HOURS WORKED PER WEEK NOT CODED [1-99 USUAL HOURS WORKED PER WEEK]
PAIDHOUR	1	364	A	PAID HOURLY NOT CODED YES NO
EARNHOUR	4	365	A	HOURLY EARNINGS NOT CODED 0001-9999 HOURLY EARNINGS
EARNWEEK	3	369	A	EARN WEEKLY BEFORE DEDUCTIONS NOT CODED 001-999 USUAL WEEKLY EARNINGS
BEARNWGT	11/-2	372	A	WEIGHT ← (TWO IMPLIED DECIMALS)
BAHRSWOK	1	383	A	ALLOCATION FLAGS ← ITEMS BAHRSWOK THRU BAEARNWK ARE ALLOCATION FLAGS FOR THE CORRESPONDING ITEMS NOT ALLOCATED [ALLOCATED]

RECORD P

NAME	SIZE/ SCALE	BEGIN	DATA TYPE
BAPAIHR	1	384	A ALLOCATION FLAG
BAEARNHR	1	385	A ALLOCATION FLAG
BAEARNWK	1	386	A ALLOCATION FLAG
FILL	4	387	A FILLER

QUESTIONNAIRE FACSIMILES

Basic Questionnaire

INTERVIEWER CHECK ITEM Only CPS-1 for household <input type="checkbox"/> First CPS-1 of continuation h'hold ... <input type="checkbox"/> Second CPS-1 of continuation h'hold.. <input type="checkbox"/> Third, fourth, and 5th CPS-1 <input type="checkbox"/>	FORM CPS-1	 U.S. DEPARTMENT OF COMMERCE Bureau of the Census	CONTROL NUMBER		
	CURRENT POPULATION SURVEY <i>Form Approved - O.M.B. No. 41-R1201-14</i>		Fodcic 26.1:1		
			PSU	SEGMENT	SERIAL

LINE NO. OF H'HOLD RESP. _____

NON H'HOLD RESPONDENT ☐
(Specify and Send Intercomm)

INTERVIEW

ANY ENTRY OTHER THAN **NEVER WORKED IN ITEMS** { Yes ☐
 23A-E In this CPS-1..... No ☐

NONINTERVIEW

TYPE A ☐

TYPE B

HOUSEHOLD ENTIRELY OCCUPIED BY ARMED FORCES MEMBERS { Yes ☐
 No ☐

TYPE C ☐

(SEND INTER COMM)

CURRENT

TELEPHONE HOLD

(Mark this box for office "telephone hold" cases only)

POPULATION

INTERVIEWER CHECK ITEM

CPS-665 being held for followup ☐

SURVEY

March, 1981

FIRST CHILD				
18A. LINE NO.	18B. RELATIONSHIP TO REFERENCE PERSON (Control Card item 14b)	18C. AGE	18E. SEX Male <input type="radio"/> Female <input type="radio"/>	18I. ORIGIN
0 0	(Enter relationship and mark one circle below)	0 0		0 0
1 1		1 1		1 1
2 2		2 2		2 2
3 3		3 3		3 3
4 4	Own child <input type="radio"/>	4 4		4 4
5 5	Brother/sister <input type="radio"/>	5 5		5 5
6 6	Other relative of Reference Person <input type="radio"/>	6 6		6 6
7 7	Non-rel. of Ref. Person WITH OWN rels. in household <input type="radio"/>	7 7		7 7
8 8	Non-rel. of Ref. Person with NO OWN rels. in household <input type="radio"/>	8 8		8 8
9 9		9 9		9 9
OFFICE USE ONLY				
Family No. 1 2 3 4 5 6				
Fam. Rel. Type				
Child <input type="radio"/> Sec. I <input type="radio"/>				
Other relative <input type="radio"/> Sec. F <input type="radio"/>				
Sub. F <input type="radio"/>				
18H. RACE				
1. White <input type="radio"/>				
2. Black <input type="radio"/>				
3. Amer. Indian, Aleut, Eskimo <input type="radio"/>				
4. Asian or Pacific Islander <input type="radio"/>				
5. Other <input type="radio"/>				

FIFTH CHILD				
18A. LINE NO.	18B. RELATIONSHIP TO REFERENCE PERSON (Control Card item 14b)	18C. AGE	18E. SEX Male <input type="radio"/> Female <input type="radio"/>	18I. ORIGIN
0 0	(Enter relationship and mark one circle below)	0 0		0 0
1 1		1 1		1 1
2 2		2 2		2 2
3 3		3 3		3 3
4 4	Own child <input type="radio"/>	4 4		4 4
5 5	Brother/sister <input type="radio"/>	5 5		5 5
6 6	Other relative of Reference Person <input type="radio"/>	6 6		6 6
7 7	Non-rel. of Ref. Person WITH OWN rels. in household <input type="radio"/>	7 7		7 7
8 8	Non-rel. of Ref. Person with NO OWN rels. in household <input type="radio"/>	8 8		8 8
9 9		9 9		9 9
OFFICE USE ONLY				
Family No. 1 2 3 4 5 6				
Fam. Rel. Type				
Child <input type="radio"/> Sec. I <input type="radio"/>				
Other relative <input type="radio"/> Sec. F <input type="radio"/>				
Sub. F <input type="radio"/>				
18H. RACE				
1. White <input type="radio"/>				
2. Black <input type="radio"/>				
3. Amer. Indian, Aleut, Eskimo <input type="radio"/>				
4. Asian or Pacific Islander <input type="radio"/>				
5. Other <input type="radio"/>				

SECOND CHILD				
18A. LINE NO.	18B. RELATIONSHIP TO REFERENCE PERSON (Control Card item 14b)	18C. AGE	18E. SEX Male <input type="radio"/> Female <input type="radio"/>	18I. ORIGIN
0 0	(Enter relationship and mark one circle below)	0 0		0 0
1 1		1 1		1 1
2 2		2 2		2 2
3 3		3 3		3 3
4 4	Own child <input type="radio"/>	4 4		4 4
5 5	Brother/sister <input type="radio"/>	5 5		5 5
6 6	Other relative of Reference Person <input type="radio"/>	6 6		6 6
7 7	Non-rel. of Ref. Person WITH OWN rels. in household <input type="radio"/>	7 7		7 7
8 8	Non-rel. of Ref. Person with NO OWN rels. in household <input type="radio"/>	8 8		8 8
9 9		9 9		9 9
OFFICE USE ONLY				
Family No. 1 2 3 4 5 6				
Fam. Rel. Type				
Child <input type="radio"/> Sec. I <input type="radio"/>				
Other relative <input type="radio"/> Sec. F <input type="radio"/>				
Sub. F <input type="radio"/>				
18H. RACE				
1. White <input type="radio"/>				
2. Black <input type="radio"/>				
3. Amer. Indian, Aleut, Eskimo <input type="radio"/>				
4. Asian or Pacific Islander <input type="radio"/>				
5. Other <input type="radio"/>				

SIXTH CHILD				
18A. LINE NO.	18B. RELATIONSHIP TO REFERENCE PERSON (Control Card item 14b)	18C. AGE	18E. SEX Male <input type="radio"/> Female <input type="radio"/>	18I. ORIGIN
0 0	(Enter relationship and mark one circle below)	0 0		0 0
1 1		1 1		1 1
2 2		2 2		2 2
3 3		3 3		3 3
4 4	Own child <input type="radio"/>	4 4		4 4
5 5	Brother/sister <input type="radio"/>	5 5		5 5
6 6	Other relative of Reference Person <input type="radio"/>	6 6		6 6
7 7	Non-rel. of Ref. Person WITH OWN rels. in household <input type="radio"/>	7 7		7 7
8 8	Non-rel. of Ref. Person with NO OWN rels. in household <input type="radio"/>	8 8		8 8
9 9		9 9		9 9
OFFICE USE ONLY				
Family No. 1 2 3 4 5 6				
Fam. Rel. Type				
Child <input type="radio"/> Sec. I <input type="radio"/>				
Other relative <input type="radio"/> Sec. F <input type="radio"/>				
Sub. F <input type="radio"/>				
18H. RACE				
1. White <input type="radio"/>				
2. Black <input type="radio"/>				
3. Amer. Indian, Aleut, Eskimo <input type="radio"/>				
4. Asian or Pacific Islander <input type="radio"/>				
5. Other <input type="radio"/>				

THIRD CHILD				
18A. LINE NO.	18B. RELATIONSHIP TO REFERENCE PERSON (Control Card item 14b)	18C. AGE	18E. SEX Male <input type="radio"/> Female <input type="radio"/>	18I. ORIGIN
0 0	(Enter relationship and mark one circle below)	0 0		0 0
1 1		1 1		1 1
2 2		2 2		2 2
3 3		3 3		3 3
4 4	Own child <input type="radio"/>	4 4		4 4
5 5	Brother/sister <input type="radio"/>	5 5		5 5
6 6	Other relative of Reference Person <input type="radio"/>	6 6		6 6
7 7	Non-rel. of Ref. Person WITH OWN rels. in household <input type="radio"/>	7 7		7 7
8 8	Non-rel. of Ref. Person with NO OWN rels. in household <input type="radio"/>	8 8		8 8
9 9		9 9		9 9
OFFICE USE ONLY				
Family No. 1 2 3 4 5 6				
Fam. Rel. Type				
Child <input type="radio"/> Sec. I <input type="radio"/>				
Other relative <input type="radio"/> Sec. F <input type="radio"/>				
Sub. F <input type="radio"/>				
18H. RACE				
1. White <input type="radio"/>				
2. Black <input type="radio"/>				
3. Amer. Indian, Aleut, Eskimo <input type="radio"/>				
4. Asian or Pacific Islander <input type="radio"/>				
5. Other <input type="radio"/>				

SEVENTH CHILD				
18A. LINE NO.	18B. RELATIONSHIP TO REFERENCE PERSON (Control Card item 14b)	18C. AGE	18E. SEX Male <input type="radio"/> Female <input type="radio"/>	18I. ORIGIN
0 0	(Enter relationship and mark one circle below)	0 0		0 0
1 1		1 1		1 1
2 2		2 2		2 2
3 3		3 3		3 3
4 4	Own child <input type="radio"/>	4 4		4 4
5 5	Brother/sister <input type="radio"/>	5 5		5 5
6 6	Other relative of Reference Person <input type="radio"/>	6 6		6 6
7 7	Non-rel. of Ref. Person WITH OWN rels. in household <input type="radio"/>	7 7		7 7
8 8	Non-rel. of Ref. Person with NO OWN rels. in household <input type="radio"/>	8 8		8 8
9 9		9 9		9 9
OFFICE USE ONLY				
Family No. 1 2 3 4 5 6				
Fam. Rel. Type				
Child <input type="radio"/> Sec. I <input type="radio"/>				
Other relative <input type="radio"/> Sec. F <input type="radio"/>				
Sub. F <input type="radio"/>				
18H. RACE				
1. White <input type="radio"/>				
2. Black <input type="radio"/>				
3. Amer. Indian, Aleut, Eskimo <input type="radio"/>				
4. Asian or Pacific Islander <input type="radio"/>				
5. Other <input type="radio"/>				

FOURTH CHILD				
18A. LINE NO.	18B. RELATIONSHIP TO REFERENCE PERSON (Control Card item 14b)	18C. AGE	18E. SEX Male <input type="radio"/> Female <input type="radio"/>	18I. ORIGIN
0 0	(Enter relationship and mark one circle below)	0 0		0 0
1 1		1 1		1 1
2 2		2 2		2 2
3 3		3 3		3 3
4 4	Own child <input type="radio"/>	4 4		4 4
5 5	Brother/sister <input type="radio"/>	5 5		5 5
6 6	Other relative of Reference Person <input type="radio"/>	6 6		6 6
7 7	Non-rel. of Ref. Person WITH OWN rels. in household <input type="radio"/>	7 7		7 7
8 8	Non-rel. of Ref. Person with NO OWN rels. in household <input type="radio"/>	8 8		8 8
9 9		9 9		9 9
OFFICE USE ONLY				
Family No. 1 2 3 4 5 6				
Fam. Rel. Type				
Child <input type="radio"/> Sec. I <input type="radio"/>				
Other relative <input type="radio"/> Sec. F <input type="radio"/>				
Sub. F <input type="radio"/>				
18H. RACE				
1. White <input type="radio"/>				
2. Black <input type="radio"/>				
3. Amer. Indian, Aleut, Eskimo <input type="radio"/>				
4. Asian or Pacific Islander <input type="radio"/>				
5. Other <input type="radio"/>				

EIGHTH CHILD				
18A. LINE NO.	18B. RELATIONSHIP TO REFERENCE PERSON (Control Card item 14b)	18C. AGE	18E. SEX Male <input type="radio"/> Female <input type="radio"/>	18I. ORIGIN
0 0	(Enter relationship and mark one circle below)	0 0		0 0
1 1		1 1		1 1
2 2		2 2		2 2
3 3		3 3		3 3
4 4	Own child <input type="radio"/>	4 4		4 4
5 5	Brother/sister <input type="radio"/>	5 5		5 5
6 6	Other relative of Reference Person <input type="radio"/>	6 6		6 6
7 7	Non-rel. of Ref. Person WITH OWN rels. in household <input type="radio"/>	7 7		7 7
8 8	Non-rel. of Ref. Person with NO OWN rels. in household <input type="radio"/>	8 8		8 8
9 9		9 9		9 9
OFFICE USE ONLY				
Family No. 1 2 3 4 5 6				
Fam. Rel. Type				
Child <input type="radio"/> Sec. I <input type="radio"/>				
Other relative <input type="radio"/> Sec. F <input type="radio"/>				
Sub. F <input type="radio"/>				
18H. RACE				
1. White <input type="radio"/>				
2. Black <input type="radio"/>				
3. Amer. Indian, Aleut, Eskimo <input type="radio"/>				
4. Asian or Pacific Islander <input type="radio"/>				
5. Other <input type="radio"/>				

1. INTERVIEWER CHECK ITEM		FORM CPS-1 U.S. DEPARTMENT OF COMMERCE Bureau of the Census CURRENT POPULATION SURVEY <small>Form Approved - O.M.B. No. 41-R1201-14</small>		2. SAMPLE		3. CONTROL NUMBER	
Only CPS-1 for household <input type="checkbox"/> (Fill all applicable items on this page) First CPS-1 of continuation h'ld <input type="checkbox"/> Second CPS-1 of continuation h'ld <input type="checkbox"/> (Transcribe items 2-13 from first CPS-1) Third, fourth, etc. CPS-1 <input type="checkbox"/>		 CURRENT POPULATION SURVEY <small>Form Approved - O.M.B. No. 41-R1201-14</small>		A B C D E O O O O O			
MONTH <input type="checkbox"/> YEAR <input type="checkbox"/> O O O O O O O O O O O O O O		4. TYPE OF LIVING QUARTERS		5a. LAND USAGE <small>(Transcribe from C.C. item 10 or 11)</small>		6. PSU NO.	
10. INTERVIEWER CODE A B C D E F G H J K L M O O O O O O O O O O O O O I 2 3 4 5 6 7 8 9 O I 2 3 4 5 6 7 8 9		HOUSING UNIT		OTHER UNIT		7. SEGMENT NO.	
		House, apartment, flat <input type="checkbox"/> HU in nontransient hotel, motel, etc. <input type="checkbox"/> HU, permanent, in transient hotel, motel, etc. <input type="checkbox"/> HU in rooming house <input type="checkbox"/> Mobile home or trailer <input type="checkbox"/> HU not specified above (Describe below) <input type="checkbox"/>		Quarters not HU in rooming or boarding house <input type="checkbox"/> Unit not permanent in transient hotel, motel, etc. <input type="checkbox"/> Tent site or trailer site <input type="checkbox"/> Other not HU (Describe below) <input type="checkbox"/>		8. SERIAL NO.	
11. DATE COMPLETED I 2 O I 2 3 4 5 6 7 8 9		5b. FARM SALES <small>(Transcribe from C.C. item 12)</small>		9. HOUSEHOLD NO.			
12. LINE NO. OF H'LD RESP. I 2 3 4 5 6 Non. h'ld. resp. (Specify) <input type="checkbox"/> (Send Inter Comm) <input type="checkbox"/>				A O B O C O D O		2 2 2 3 3 3 4 4 4 5 5 5 6 6 6 7 7 7 8 8 8 9 9 9	
13. TYPE INTERVIEW		NONINTERVIEW					
Noninterview <input type="checkbox"/> Personal <input type="checkbox"/> Tel. - regular <input type="checkbox"/> Tel. - callback <input type="checkbox"/> ICR filled <input type="checkbox"/>		TYPE A		TYPE B		TYPE C (Send Inter Comm)	
		14. (Mark reason and race.) REASON RACE No one home <input type="checkbox"/> White ... <input type="checkbox"/> Temporarily absent ... <input type="checkbox"/> Black ... <input type="checkbox"/> Refused <input type="checkbox"/> All other <input type="checkbox"/> Other - Occ. (Describe below) <input type="checkbox"/>		15. Vacant - regular <input type="checkbox"/> Vacant - storage of h'ld furniture <input type="checkbox"/> (Fill 15) Temp. occ. by persons with URE <input type="checkbox"/> Unfit or to be demolished <input type="checkbox"/> Under construction, not ready <input type="checkbox"/> Converted to temp. business or storage <input type="checkbox"/> Occ. by Armed Force members or persons under 14 <input type="checkbox"/> (Omit 16-17) Unoccupied tent site or trailer site <input type="checkbox"/> Permit granted, construction not started <input type="checkbox"/> Other (Specify below) <input type="checkbox"/>		Demolished <input type="checkbox"/> House or trailer moved <input type="checkbox"/> Outside segment <input type="checkbox"/> Converted to permanent business or storage <input type="checkbox"/> Merged <input type="checkbox"/> (Omit 16-17) Condemned <input type="checkbox"/> Built after April 1, 1970 <input type="checkbox"/> Unused line of listing sheet <input type="checkbox"/> Other (Describe below) <input type="checkbox"/>	
		16. This unit is intended for occupancy: Year round <input type="checkbox"/> (Fill HVS if HU in item 4) By migratory workers <input type="checkbox"/> (Fill item 17 below if HU in item 4) Seasonally <input type="checkbox"/>					
		17. This unit is intended for occupancy: Summers only <input type="checkbox"/> (Transcribe as instructed on back of Control Card) Winters only <input type="checkbox"/> Other (Describe below) <input type="checkbox"/>					
TRANSCRIPTION ITEMS Fill on FIRST CPS-1 of interviewed households		REMINDER Conduct URE college student interviews as necessary. REMINDER Fill items 18A-18J on pages 2, 5, 7, 9, and 11 Fill CPS-665 for household.					
26A. Interviewer Check Item (from Control Card item 25) Is Spanish origin (Codes 10 through 17) entered on the Control Card for any person 14+ in this household? Yes <input type="checkbox"/> (Ask 26B) No <input type="checkbox"/> (Go to CPS-665)							
26B. Did the reference person of this household, ... live at this address during the week of November 19, 1980? Yes <input type="checkbox"/> (Fill 26C) No <input type="checkbox"/> (Go to CPS-665)							
26C. Interviewer Check Item (from Control Card item 25) Is reference person's origin code 10 through 17? Yes <input type="checkbox"/> (Go to CPS-665) No <input type="checkbox"/> (Ask 26D)							
26D. Did any of the following household members live here during the week of November 19, 1980? (Read all household member names with codes 10-17 in cc item 25.) Yes <input type="checkbox"/> } No <input type="checkbox"/> (Go to CPS-665)							
		CODER NUMBER A B C D E F G H J K L M O O O O O O O O O O O O O I 2 3 4 5 6 7 8 9					

18. LINE NUMBER 19. What was ... doing most of LAST WEEK -- Working <input type="checkbox"/> Keeping house <input type="checkbox"/> Going to school or something else? <input type="checkbox"/> Working (Skip to 20A) ... WK <input type="checkbox"/> With a job but not at work ... J <input type="checkbox"/> Looking for work ... LK <input type="checkbox"/> Keeping house ... H <input type="checkbox"/> Going to school ... S <input type="checkbox"/> Unable to work (Skip to 24) ... U <input type="checkbox"/> Retired ... R <input type="checkbox"/> Other (Specify) ... OT <input type="checkbox"/>	20. Did ... do any work at all LAST WEEK, not counting work around the house? (Note: If farm or business operator in hh, ask about unpaid work) Yes <input type="checkbox"/> No <input type="checkbox"/> (Go to 21)	21. (If J in 19, skip to 21A.) Did ... have a job or business from which he/she was temporarily absent or on layoff LAST WEEK? Yes <input type="checkbox"/> No <input type="checkbox"/> (Go to 22)	22. (If LK in 19, Skip to 22A.) Has ... been looking for work during the past 4 weeks? Yes <input type="checkbox"/> No <input type="checkbox"/> (Go to 24)	24. INTERVIEWER CHECK ITEM (Rotation number) First digit of SEGMENT number is: <input type="checkbox"/> 2, 3, 4, 6, 7, or 8 (End questions) <input type="checkbox"/> 1 or 5 (Go to 24A)	25. INTERVIEWER CHECK ITEM (Rotation number) First digit of SEGMENT number is: <input type="checkbox"/> 2, 3, 4, 6, 7, or 8 (End questions) <input type="checkbox"/> 1 or 5 (Go to 25A)		
20C. Does ... USUALLY work 35 hours or more a week at this job? Yes <input type="checkbox"/> What is the reason ... worked less than 35 hours LAST WEEK? No <input type="checkbox"/> What is the reason ... USUALLY works less than 35 hours a week? (Mark the appropriate reason) Slack work <input type="checkbox"/> Material shortage <input type="checkbox"/> Plant or machine repair <input type="checkbox"/> New job started during week <input type="checkbox"/> Job terminated during week <input type="checkbox"/> Could find only part-time work <input type="checkbox"/> Holiday (Legal or religious) <input type="checkbox"/> Labor dispute <input type="checkbox"/> Bad weather <input type="checkbox"/> Own illness <input type="checkbox"/> On vacation <input type="checkbox"/> Too busy with housework, school, personal bus., etc. <input type="checkbox"/> Did not want full-time work <input type="checkbox"/> Full-time work week under 35 hours <input type="checkbox"/> Other reason (Specify) <input type="checkbox"/>	20A. How many hours did ... work LAST WEEK at all jobs? 0 0 1 1 2 2 3 3 4 4 5 5 6 6 7 7 8 8 9 9 49+ (Skip to item 23) 1-34 (Go to 20C) 35-48 (Go to 20D)	21A. Why was ... absent from work LAST WEEK? Own illness <input type="checkbox"/> On vacation <input type="checkbox"/> Bad weather <input type="checkbox"/> Labor dispute <input type="checkbox"/> New job to begin within 30 days <input type="checkbox"/> (Skip to 22B and 22C) Temporary layoff (Under 30 days) <input type="checkbox"/> Indefinite layoff (30 days or more or no def. recall date) <input type="checkbox"/> (Skip to 22C) Other (Specify) <input type="checkbox"/>	22A. What has ... been doing in the last 4 weeks to find work? (Mark all methods used; do not read list.) Checked with - pub. employ. agency <input type="checkbox"/> prt. employ. agency <input type="checkbox"/> employer directly <input type="checkbox"/> friends or relatives <input type="checkbox"/> Placed or answered ads. <input type="checkbox"/> Nothing (Skip to 24) <input type="checkbox"/> Other (Specify in notes, e.g., CETA, union or prof. register, etc.) <input type="checkbox"/>	24A. When did ... last work for pay at a regular job or business, either full- or part-time? Within past 12 months <input type="checkbox"/> 1 up to 2 years ago <input type="checkbox"/> (Go to 24B) 2 up to 3 years ago <input type="checkbox"/> 3 up to 4 years ago <input type="checkbox"/> 4 up to 5 years ago <input type="checkbox"/> 5 or more years ago <input type="checkbox"/> (Skip to 24C) Never worked <input type="checkbox"/>	25A. How many hours per week does ... USUALLY work at this job? 0 0 1 1 2 2 3 3 4 4 5 5 6 6 7 7 8 8 9 9		
20D. Did ... lose any time or take any time off LAST WEEK for any reason such as illness, holiday or slack work? Yes <input type="checkbox"/> How many hours did ... take off? (Correct 20A if last time not already deducted; if 20A reduced below 35, correct 20B and fill 20C; otherwise, skip to 23.) No <input type="checkbox"/>	20E. Did ... work any overtime or at more than one job LAST WEEK? Yes <input type="checkbox"/> How many extra hours did ... work? (Correct 20A and 20B as necessary if extra hours not already included and skip to 23.) No <input type="checkbox"/> (Skip to 23)	21B. Is ... getting wages or salary for any of the time off LAST WEEK? Yes <input type="checkbox"/> No <input type="checkbox"/> Self-employed <input type="checkbox"/>	22B. Why did ... start looking for work? Was it because ... lost or quit a job at that time (pause) or was there some other reason? Lost job <input type="checkbox"/> Quit job <input type="checkbox"/> Left school <input type="checkbox"/> Wanted temporary work <input type="checkbox"/> Other (Specify in notes) <input type="checkbox"/>	24B. Why did ... leave that job? Personal, family (Incl. pregnancy) or school <input type="checkbox"/> Health <input type="checkbox"/> Retirement or old age <input type="checkbox"/> Seasonal job completed <input type="checkbox"/> Slack work or business conditions <input type="checkbox"/> Temporary nonseasonal job completed <input type="checkbox"/> Unsatisfactory work arrangements (Hours, pay, etc.) <input type="checkbox"/> Other <input type="checkbox"/>	25B. Is ... paid by the hour on this job? Yes <input type="checkbox"/> (Go to 25C) No <input type="checkbox"/> (Skip to 25D)		
20F. Does ... USUALLY work 35 hours or more a week at this job? Yes <input type="checkbox"/> What is the reason ... worked less than 35 hours LAST WEEK? No <input type="checkbox"/> What is the reason ... USUALLY works less than 35 hours a week? (Mark the appropriate reason) Slack work <input type="checkbox"/> Material shortage <input type="checkbox"/> Plant or machine repair <input type="checkbox"/> New job started during week <input type="checkbox"/> Job terminated during week <input type="checkbox"/> Could find only part-time work <input type="checkbox"/> Holiday (Legal or religious) <input type="checkbox"/> Labor dispute <input type="checkbox"/> Bad weather <input type="checkbox"/> Own illness <input type="checkbox"/> On vacation <input type="checkbox"/> Too busy with housework, school, personal bus., etc. <input type="checkbox"/> Did not want full-time work <input type="checkbox"/> Full-time work week under 35 hours <input type="checkbox"/> Other reason (Specify) <input type="checkbox"/>	20G. Does ... USUALLY work 35 hours or more a week at this job? Yes <input type="checkbox"/> What is the reason ... worked less than 35 hours LAST WEEK? No <input type="checkbox"/> What is the reason ... USUALLY works less than 35 hours a week? (Mark the appropriate reason) Slack work <input type="checkbox"/> Material shortage <input type="checkbox"/> Plant or machine repair <input type="checkbox"/> New job started during week <input type="checkbox"/> Job terminated during week <input type="checkbox"/> Could find only part-time work <input type="checkbox"/> Holiday (Legal or religious) <input type="checkbox"/> Labor dispute <input type="checkbox"/> Bad weather <input type="checkbox"/> Own illness <input type="checkbox"/> On vacation <input type="checkbox"/> Too busy with housework, school, personal bus., etc. <input type="checkbox"/> Did not want full-time work <input type="checkbox"/> Full-time work week under 35 hours <input type="checkbox"/> Other reason (Specify) <input type="checkbox"/>	21C. Does ... usually work 35 hours or more a week at this job? Yes <input type="checkbox"/> No <input type="checkbox"/> (Skip to 23 and enter job held last week)	22C. 1) How many weeks has ... been looking for work? 0 0 1 1 2 2 3 3 4 4 5 5 6 6 7 7 8 8 9 9 2) How many weeks ago did ... start looking for work? 0 0 1 1 2 2 3 3 4 4 5 5 6 6 7 7 8 8 9 9 3) How many weeks ago was ... laid off? 0 0 1 1 2 2 3 3 4 4 5 5 6 6 7 7 8 8 9 9	24C. Does ... want a regular job now, either full- or part-time? Yes <input type="checkbox"/> (Go to 24D) Maybe - it depends (Specify in notes) <input type="checkbox"/> No <input type="checkbox"/> (Skip to 24E) Don't know <input type="checkbox"/>	25C. How much does ... earn per hour? Dollars Cents \$ 0 0 0 0 \$ 1 0 0 0 \$ 2 0 0 0 \$ 3 0 0 0 \$ 4 0 0 0 \$ 5 0 0 0 \$ 6 0 0 0 \$ 7 0 0 0 \$ 8 0 0 0 \$ 9 0 0 0 (Ask 25D)		
20H. Does ... USUALLY work 35 hours or more a week at this job? Yes <input type="checkbox"/> What is the reason ... worked less than 35 hours LAST WEEK? No <input type="checkbox"/> What is the reason ... USUALLY works less than 35 hours a week? (Mark the appropriate reason) Slack work <input type="checkbox"/> Material shortage <input type="checkbox"/> Plant or machine repair <input type="checkbox"/> New job started during week <input type="checkbox"/> Job terminated during week <input type="checkbox"/> Could find only part-time work <input type="checkbox"/> Holiday (Legal or religious) <input type="checkbox"/> Labor dispute <input type="checkbox"/> Bad weather <input type="checkbox"/> Own illness <input type="checkbox"/> On vacation <input type="checkbox"/> Too busy with housework, school, personal bus., etc. <input type="checkbox"/> Did not want full-time work <input type="checkbox"/> Full-time work week under 35 hours <input type="checkbox"/> Other reason (Specify) <input type="checkbox"/>	20I. Does ... USUALLY work 35 hours or more a week at this job? Yes <input type="checkbox"/> What is the reason ... worked less than 35 hours LAST WEEK? No <input type="checkbox"/> What is the reason ... USUALLY works less than 35 hours a week? (Mark the appropriate reason) Slack work <input type="checkbox"/> Material shortage <input type="checkbox"/> Plant or machine repair <input type="checkbox"/> New job started during week <input type="checkbox"/> Job terminated during week <input type="checkbox"/> Could find only part-time work <input type="checkbox"/> Holiday (Legal or religious) <input type="checkbox"/> Labor dispute <input type="checkbox"/> Bad weather <input type="checkbox"/> Own illness <input type="checkbox"/> On vacation <input type="checkbox"/> Too busy with housework, school, personal bus., etc. <input type="checkbox"/> Did not want full-time work <input type="checkbox"/> Full-time work week under 35 hours <input type="checkbox"/> Other reason (Specify) <input type="checkbox"/>	21D. Does ... usually work 35 hours or more a week at this job? Yes <input type="checkbox"/> No <input type="checkbox"/> (Skip to 23 and enter job held last week)	22D. Has ... been looking for full-time or part-time work? Full <input type="checkbox"/> Part <input type="checkbox"/>	24D. What are the reasons ... is not looking for work? (Mark each reason mentioned) Believes no work available in line of work or area <input type="checkbox"/> Couldn't find any work <input type="checkbox"/> Lacks nec. schooling <input type="checkbox"/> Employers training, skills or experience <input type="checkbox"/> Other pers. handicap in finding job <input type="checkbox"/> Can't arrange child care <input type="checkbox"/> Family responsibilities <input type="checkbox"/> In school or other training <input type="checkbox"/> Ill health, physical disability <input type="checkbox"/> Other (Specify in notes) <input type="checkbox"/> Don't know <input type="checkbox"/>	25D. How much does ... USUALLY earn per week at this job BEFORE deductions? Include any overtime pay, commissions, or tips usually received. \$ 0 0 0 0 \$ 1 0 0 0 \$ 2 0 0 0 \$ 3 0 0 0 \$ 4 0 0 0 \$ 5 0 0 0 \$ 6 0 0 0 \$ 7 0 0 0 \$ 8 0 0 0 \$ 9 0 0 0 (End questions)		
23. DESCRIPTION OF JOB OR BUSINESS 23A. For whom did ... work? (Name of company, business, organization or other employer.) _____ 23B. What kind of business or industry is this? (For example: TV and radio mfg., retail shoe store, State Labor Dept., farm.) _____ 23C. What kind of work was ... doing? (For example: electrical engineer, stock clerk, typist, farmer.) _____ 23D. What were ...'s most important activities or duties? (For example: types, keeps account books, files, sells cars, operates printing press, finishes concrete.) _____						23E. Was this person An employee of PRIVATE Co., bus., or individual for wages, salary or comm. ... P <input type="checkbox"/> A FEDERAL government employee ... F <input type="checkbox"/> (Go to 23F) A STATE government employee ... S <input type="checkbox"/> A LOCAL government employee ... L <input type="checkbox"/> Self-empl. in OWN bus., prof. practice, or farm <input type="checkbox"/> Is the business incorporated? Yes <input type="checkbox"/> No (or farm) ... SE <input type="checkbox"/> (End questions) Working WITHOUT PAY in fam. bus. or farm ... WP <input type="checkbox"/> NEVER WORKED ... NEV <input type="checkbox"/>	23F. INTERVIEWER CHECK ITEM Entry (or NA) in item 20A <input type="checkbox"/> (Go to 25 at top of Page) Entry (or NA) in item 21B <input type="checkbox"/> All other cases <input type="checkbox"/> (End questions)

18A. LINE NO.	POPULATION STATUS	18B. RELATIONSHIP TO REFERENCE PERSON*	18C. AGE	18D. MARITAL STATUS	18E. SEX AND VETERAN STATUS	18F. HIGHEST GRADE ATTENDED	18G. GRADE COMPLETED	18H. RACE	18I. ORIGIN
0 0	Civilian 14+	(Enter relationship and mark one circle below)	0	Married - civilian spouse present	Male (Also Mark Vet. Status) <input type="radio"/>	E H C		1. White <input type="radio"/>	0 0
1 1		Reference Person WITH other relatives in household.	1 1	Married - Armed Forces spouse present	Vietnam Era <input type="radio"/>	1 1 1	Yes <input type="radio"/>	2. Black <input type="radio"/>	1 1
2 2	Armed Forces member	Reference Person with NO other relatives in household	2 2	Married - spouse absent in Armed Forces <input type="radio"/>	Korean War <input type="radio"/>	2 2 2	<input type="radio"/>	3. Amer. Indian, Aleut, Eskimo <input type="radio"/>	2 2
3 3		Husband	3 3	Married - spouse absent in Armed Forces <input type="radio"/>	World War II <input type="radio"/>	3 3 3	No <input type="radio"/>	4. Asian or Pacific Isl. <input type="radio"/>	3 3
4 4	(AF in Control Card Item 22)	Wife	4 4	Married - spouse absent - other reasons (Exclude separated) <input type="radio"/>	World War I <input type="radio"/>	4 4 4	<input type="radio"/>	5. Other <input type="radio"/>	4 4
5 5		Own child	5 5	Widowed	Other Service <input type="radio"/>	5 5 5	<input type="radio"/>		5 5
6 6		Parent	6 6	Divorced	Nonveteran <input type="radio"/>	6 6 6	<input type="radio"/>		6 6
7 7	URE	Brother/Sister	7 7	Separated	Female <input type="radio"/>	7 7 7	<input type="radio"/>		7 7
8 8	College Student	Other rel. of Ref. Person	8 8	Never married.		8 8 8	<input type="radio"/>		8 8
9 9		Non-rel. of Ref. Person WITH OWN relatives in household	9 9			9 9 9	<input type="radio"/>		9 9
		Non-rel. of Ref. Person with NO OWN relatives in household <input type="radio"/>							

18J. SOCIAL SECURITY NUMBER
(Transcribe from cc Item 26a)

— —

0 0 0 0 0 0 0 0
1 1 1 1 1 1 1 1
2 2 2 2 2 2 2 2
3 3 3 3 3 3 3 3
4 4 4 4 4 4 4 4
5 5 5 5 5 5 5 5
6 6 6 6 6 6 6 6
7 7 7 7 7 7 7 7
8 8 8 8 8 8 8 8
9 9 9 9 9 9 9 9

OFFICE USE ONLY

Family No.

1 2 3 4 5 6

Fam. Rel.

Type

Ref. Person ☐ Sec. 1 ☐
Spouse ☐ Sec. Fam. ☐
Child ☐ Sub. Fam. ☐
Other rel. ☐ Pri. I ☐

REMINDER

Fill corresponding transcription items 18A, 18C, and 18E on the CPS-665 for this person.

27. INTERVIEWER CHECK ITEM (cc ITEM 18)

This individual is:

16 - 24 years old ☐ (Ask 28A)

All other cases ☐ (Go to next person)

28A. Is . . . enrolled in college?

Yes ☐ (Ask 28B)

No ☐ (Go to next person)


28B. While attending college, does . . . live

Here ☐

or someplace else? ☐ (Go to next person)

March Supplement

1. INTERVIEWER CHECK ITEM		FORM CPS-665 U.S. DEPARTMENT OF COMMERCE BUREAU OF THE CENSUS		3. CONTROL NUMBER	
Only CPS-665 for household First CPS-665 of continuation h'h'd. Second CPS-665 of continuation h'h'd. Third, fourth, etc CPS-665.....		(Fill all applicable items on this page) (Transcribe items 3, 6-9, 13) from first CPS-665)			
10. INTERVIEWER CODE A B C D E F G H J K L M : : : : : : : : : : : : : : : I 2 3 4 5 6 7 8 9 : I 2 3 4 5 6 7 8 9		CPS - 665 INCOME SUPPLEMENT		MARCH 1981	
13. TYPE INTERVIEW (CPS-665) <input type="radio"/> Personal <input type="radio"/> Telephone <input type="radio"/> Type A Noninterview		(Fill 13A below) (Transcribe items 1, 3, 6-10 on this page)			
13A. DESCRIPTION OF LONGEST JOB (Items 47A-E) IN THIS CPS-665: Yes <input type="checkbox"/> No <input type="checkbox"/>		INTRODUCTION (Optional) We have just completed the questions about employment and unemployment. Each March, the Census Bureau also collects information about the economic situation of Americans and their families for the previous year. I am going to ask these questions now. We don't expect all answers to be perfect, but please think about each question and answer it the best you can.			
76. INTERVIEWER CHECK ITEM TENURE (from Control Card item 9) <input type="checkbox"/> Owned or being bought <input type="checkbox"/> Rented <input type="checkbox"/> No cash rent		81. INTERVIEWER CHECK ITEM All or some marked in 79..... None marked in 79 or 79 blank		88. In how many months of 1980 were food stamps received? : : : I I : 2 : 3 : 4 : 5 : 6 : 7 : 8 : 9	
77. How many housing units are in this structure? 1 <input type="checkbox"/> 5-9 <input type="checkbox"/> 2 <input type="checkbox"/> 10+ <input type="checkbox"/> 3-4 <input type="checkbox"/>		82. During 1980 how many of the children in this household received free or reduced price lunches because they qualified for the Federal School Lunch program? <input type="radio"/> All <input type="radio"/> Some, but not all — Mark number I 2 3 4 5 6 7 8 9 + <input type="radio"/> None		O All	
78. INTERVIEWER CHECK ITEM Some household members 5-18 years old <input type="checkbox"/> No household members 5-18 years old <input type="checkbox"/>		83. INTERVIEWER CHECK ITEM Owned marked in 78..... Rented or no cash rent marked in 78 <input type="checkbox"/>		89. What was the value of all the food stamps received during 1980? (Add monthly amounts to obtain annual figure) : : : : : I I I I : 2 2 2 2 : 3 3 3 3 : 4 4 4 4 : 5 5 5 5 : 6 6 6 6 : 7 7 7 7 : 8 8 8 8 : 9 9 9 9	
79. During 1980 how many of the children in this household usually ate a complete hot lunch offered at school? <input type="radio"/> All <input type="radio"/> Some, but not all — Mark number I 2 3 4 5 6 7 8 9 + <input type="radio"/> None		84. Is this house in a public housing project, that is, is it owned by a local housing authority or other public agency? Yes <input type="checkbox"/> No <input type="checkbox"/>		\$ <input type="text"/> (Nearest Dollar)	
80. INTERVIEWER CHECK ITEM (from Control Card item 33) A <input type="radio"/> G <input type="radio"/> M <input type="radio"/> B <input type="radio"/> H <input type="radio"/> N <input type="radio"/> C <input type="radio"/> I <input type="radio"/> A-L or IF D <input type="radio"/> J <input type="radio"/> cc Item 33 E <input type="radio"/> K <input type="radio"/> is NA, fill 81 F <input type="radio"/> L <input type="radio"/>		85. Are you paying lower rent because the Federal, State, or local government is paying part of the cost? Yes <input type="checkbox"/> No <input type="checkbox"/>			
		86. Did anyone in this household get food stamps at any time during 1980? Yes <input type="checkbox"/> No <input type="checkbox"/>			
		87. How many of the people now living here were covered by food stamps during 1980? All I 2 3 4 5 6 7 8 9 + <input type="radio"/>			
NOTES:					
CODER NUMBER A B C D E F G H J K L M : : : : : : : : : : : : : : : I 2 3 4 5 6 7 8 9					



0
9
8
7
6
5
4
3
2
1
1
0
9
8
7
6
5
4
3
2
1

IF CIVILIAN 14+, BEGIN WITH ITEM 29A. IF CURRENT ARMED FORCES MEMBER, BEGIN WITH ITEM 46.

18A. LINE NUMBER	POPULATION STATUS	18C. AGE	18E. Sex	OFFICE USE ONLY	37. Were the (entry in item 36) weeks ... was looking for work (or on layoff) all in one stretch?	46. What was ...'s longest job in 1980? (Compare with entry in CPS-1 Item 23)	INDUSTRY	OCCUPATION
1	Civilian 14+	1	Male	1 1 1 1	Yes - 1 stretch	Same as item 23 or Armed Forces	A	0 0 0 N
2	Armed Forces Member	2	Female	2 2 2 2	No - 2 stretches	Different from item 23 or item 23 blank	B	1 1 1 P
3	(AF in cc item 22)	3		3 3 3 3	No - 3+ stretches	(Specify in 47A-47E)	C	2 2 2 Q
4	URE	4		4 4 4 4			D	3 3 3 R
5	College Student	5		5 5 5 5			E	4 4 4 S
6		6		6 6 6 6			F	5 5 5 T
7		7		7 7 7 7			G	6 6 6 U
8		8		8 8 8 8			H	7 7 7 V
9		9		9 9 9 9			I	8 8 8 W
							J	9 9 9 X
							K	0 0 0 Y
							L	1 1 1 Z
							M	2 2 2

29A. Did ... work at a job or business at any time during 1980?

Yes ☐ (Skip to 33) No ☐ 7

29B. Did ... do any temporary, part-time, or seasonal work even for a few days during 1980?

Yes ☐ (Skip to 33) No ☐ 7

30. Even though ... did not work in 1980, did he/she spend any time trying to find a job or on layoff?

Yes ☐ 7 No ☐ (Skip to 32)

31. How many different weeks was ... looking for work or on layoff from a job?

0 0 1 1 2 2 3 3 4 4 5 5 6 6 7 7 8 8 9 9

(Mark weeks) →

32. What was the main reason ... did not work in 1980? Was he/she ... (Read list until "Yes" reply is received)

Ill or disabled and unable to work ☐ (Skip to 53)

Taking care of home or family ... ☐ (Skip to 53)

Going to school ... ☐ (Skip to 53)

Could not find work ... ☐ (Skip to 53)

Retired ... ☐ (Skip to 53)

Doing something else ... ☐ (Skip to 53)

In Armed Forces ... ☐ (Skip to 46)

33. During 1980 in how many weeks did ... work even for a few hours? Include paid vacation and sick leave as work.

0 0 1 1 2 2 3 3 4 4 5 5 6 6 7 7 8 8 9 9

(Mark weeks and Go to 34)

34. INTERVIEWER CHECK ITEM

Number of weeks in item 33 is: 1-49 ☐ (Skip to 36) 50-51 ☐ (Ask 35) 52 ☐ (Skip to 39)

35. Did ... lose any full weeks of work in 1980 because he/she was on layoff from a job or lost a job?

Yes ☐ (Skip to 39) No ☐ (Skip to 39)

36. You said ... worked about (entry in item 33) weeks in 1980. How many of the remaining (52 minus entry in item 33) weeks was ... looking for work or on layoff from a job?

0 0 1 1 2 2 3 3 4 4 5 5 6 6 7 7 8 8 9 9

(Mark weeks and ask 37)

None ☐ (Skip to 38)

37. Were the (entry in item 36) weeks ... was looking for work (or on layoff) all in one stretch?

Yes - 1 stretch ☐ (Go to 38)

No - 2 stretches ☐ (Go to 38)

No - 3+ stretches ☐ (Go to 38)

(If the entries in items 33 and 36, add to 52 weeks, skip to item 39. If not, ask 38)

38. What was ... doing most of the remaining weeks in 1980? Was he/she ... (Read list until "Yes" reply is received.)

Ill or disabled and unable to work ☐ (Go to item 39)

Taking care of home or family ... ☐ (Go to item 39)

Going to school ... ☐ (Go to item 39)

In Armed Forces ... ☐ (Go to item 39)

Retired ... ☐ (Go to item 39)

Doing something else ☐ (Go to item 39)

39. For how many employers did ... work in 1980? If more than one at same time, only count it as one employer.

1 ☐ (Skip to 41)

2 ☐ (Ask 40)

3+ ☐ (Ask 40)

40. Did ... look for work between jobs in 1980?

Yes ☐ No ☐ (Skip to 42)

41. In the weeks that ... worked, how many hours did ... usually work per week?

0 0 1 1 2 2 3 3 4 4 5 5 6 6 7 7 8 8 9 9

(Mark hours) →

(Go to 42)

42. INTERVIEWER CHECK ITEM

Number of hours in item 41 is: 1-34 ☐ (Skip to 44) 35+ ☐ (Ask 43)

43. Did ... work less than 35 hours for at least one week in 1980? Exclude time off with pay because of holidays, vacation, days off, or sickness.

Yes ☐ (Ask 44) No ☐ (Skip to 46)

44. How many weeks did ... work less than 35 hours in 1980?

0 0 1 1 2 2 3 3 4 4 5 5 6 6 7 7 8 8 9 9

(Mark weeks) →

45. What was the main reason ... worked less than 35 hours per week?

Could only find part time job ... ☐ (Ask 46)

Wanted to work part time or could work only part time ☐ (Ask 46)

Slack work or material shortage ☐ (Ask 46)

Other ... ☐ (Ask 46)

46. What was ...'s longest job in 1980? (Compare with entry in CPS-1 Item 23)

Same as item 23 or Armed Forces ☐ (Skip to 48A or 48B)

Different from item 23 or item 23 blank ... ☐ (Specify in 47A-47E)

47A. For whom did ... work?

47B. What kind of business or industry is this?

47C. What kind of work was ... doing?

47D. What were ...'s most important activities or duties?

47E. CLASS OF WORKER

Private ... ☐ (Ask 48A)

Federal Gov't. ... ☐ (Ask 48A)

State Gov't. ... ☐ (Ask 48A)

Local Gov't. ... ☐ (Ask 48A)

Self-employment

Yes ... ☐ (Ask 48A)

No (or farm) SE ☐ (Ask 48B)

Without pay ... WP ☐ (Skip to 49A)

48A. How much did ... earn from this employer before deductions during 1980?

0 0 1 1 2 2 3 3 4 4 5 5 6 6 7 7 8 8 9 9

48B. What was ... net earnings from this business/farm after expenses during 1980?

0 0 1 1 2 2 3 3 4 4 5 5 6 6 7 7 8 8 9 9

\$ Lost money ☐

48C. Does this amount include all tips, bonuses, overtime pay or commissions ... may have received?

Yes ☐ No ☐ (Probe and make corrections to 48A)

49A. Did ... earn money from any other work he/she did during 1980?

Yes ☐ No ☐ (Skip to 50A)

49B. How much did ... earn from:

All other employers? Yes ☐ No ☐ \$

His/her own business after expenses? Yes ☐ No ☐ \$

His/her farm after expenses? Yes ☐ No ☐ \$

50A. INTERVIEWER CHECK ITEM

Longest job (item 46) is farmer? Yes ☐ No ☐ (Skip to 51A)

50B. Other than the farm income we have already talked about, did ... receive any income from agricultural work done for others, recreational services, or government farm programs other than loans?

Yes ☐ (Probe and make corrections to 48A or 49B) No ☐ (Ask 51A)

51A. During 1980 did ... receive any unemployment compensation from the State or local government?

Yes ☐ No ☐ (Skip to 52A)

Any Supplemental Unemployment Benefits (SUB)? Yes ☐ No ☐

Any Union unemployment or strike benefits? Yes ☐ No ☐

51B. How much did ... receive in unemployment benefits during 1980?

0 0 1 1 2 2 3 3 4 4 5 5 6 6 7 7 8 8 9 9

\$

52A. During 1980 did ... receive any Worker's Compensation payments or other payments as a result of a job related injury or illness? (Exclude sick pay and disability retirement)

Yes ☐ No ☐ (Skip to 53)

52B. What was the source of these payments?

State Workers Compensation ... ☐

Employer or employer's insurance ☐

Own insurance ... ☐

Other ... ☐

52C. How much compensation did ... receive during 1980?

0 0 1 1 2 2 3 3 4 4 5 5 6 6 7 7 8 8 9 9

\$

53. Was ... living in this house 1 year ago; that is, on March 1, 1980?

Yes ☐ (Skip to 55) No ☐ 7

54. Where did ... live on March 1, 1980?

A. Name of State, foreign country, U.S. possession, etc. 7

B. Name of county 7

C. Name of city, town, etc. 7

D. Did ... live inside the limits of that city, town, village, etc.?

Yes ☐ No ☐

55. In March 1980, what was ...'s main activity? (Fill one circle)

a. On active duty in the Armed Forces? ☐

b. Working at a job or business? ☐

c. Attending college? ☐

d. Something else? ☐

IF CIVILIAN 14+, BEGIN WITH ITEM 29A. IF CURRENT ARMED FORCES MEMBER, BEGIN WITH ITEM 46.

18A. LINE NUMBER	POPULATION STATUS	18C. AGE	18E. Sex	OFFICE USE ONLY	37. Were the (entry in item 36) weeks ... was looking for work (or on layoff) all in one stretch?	46. What was ... 's longest job in 1980? (Compare with entry in CPS-1 item 23)	INDUSTRY	OCCUPATION
0 0	Civilian 14+	0	Male	0 0 0	Yes - 1 stretch	Same as item 23 or Armed Forces (Skip to 48A or 48B)	0 0 A 0	0 0 0 N 0
1 1		1 1		1 1 1 1 1	No - 2 stretches	Different from item 23 or item 23 blank (Specify in 47A-47E)	1 1 B 0	1 1 1 P 0
2 2	Armed Forces Member	2 2	Female	2 2 2 2 2	No - 3+ stretches (Go to 38)		2 2 C 0	2 2 2 Q 0
3 3		3 3		3 3 3 3 3			3 3 D 0	3 3 3 R 0
4 4	(AF in cc item 22)	4 4		4 4 4 4 4			4 4 E 0	4 4 4 S 0
5 5	URE	5 5		5 5 5 5 5			5 5 F 0	5 5 5 T 0
6 6	College Student	6 6		6 6 6 6 6			6 6 G 0	6 6 6 U 0
7 7		7 7		7 7 7 7 7			7 7 H 0	7 7 7 V 0
8 8		8 8		8 8 8 8 8			8 8 J 0	8 8 8 W 0
9 9		9 9		9 9 9 9 9			9 9 K 0	9 9 9 X 0
							Ref. 0 M 0	Ref. 0 Z 0

29A. Did ... work at a job or business at any time during 1980?
Yes ☐ (Skip to 33) No ☒ 7

29B. Did ... do any temporary, part-time, or seasonal work even for a few days during 1980?
Yes ☐ (Skip to 33) No ☒ 7

30. Even though ... did not work in 1980, did he/she spend any time trying to find a job or on layoff?
Yes ☒ 7 No ☐ (Skip to 32)

31. How many different weeks was ... looking for work or on layoff from a job?
0 0
1 1
2 2
3 3
4 4
5 5
6 6
7 7
8 8
9 9
(Mark weeks) →

32. What was the main reason ... did not work in 1980? Was he/she ... (Read list until "Yes" reply is received)
Ill or disabled and unable to work ☐
Taking care of home or family ... ☐
Going to school ... ☐
Could not find work ... ☐
Retired ... ☐
Doing something else ... ☐
In Armed Forces ... ☐ (Skip to 46)

33. During 1980 in how many weeks did ... work even for a few hours? Include paid vacation and sick leave as work.
0 0
1 1
2 2
3 3
4 4
5 5
6 6
7 7
8 8
9 9
(Mark weeks and Go to 34) →

34. INTERVIEWER CHECK ITEM
Number of weeks in item 33 is: 1-49 ☐ (Skip to 36)
50-51 ☐ (Ask 35)
52 ☐ (Skip to 39)

35. Did ... lose any full weeks of work in 1980 because he/she was on layoff from a job or lost a job?
Yes ☐ (Skip to 39) No ☒ 7

38. You said ... worked about (entry in item 33) weeks in 1980. How many of the remaining (52 minus entry in item 33) weeks was ... looking for work or on layoff from a job?
0 0
1 1
2 2
3 3
4 4
5 5
6 6
7 7
8 8
9 9
(Mark weeks and ask 37) →
None ☐ (Skip to 38)

37. Were the (entry in item 36) weeks ... was looking for work (or on layoff) all in one stretch?
Yes - 1 stretch ☐
No - 2 stretches ☐ (Go to 38)
No - 3+ stretches ☐

(If the entries in items 33 and 36, add to 52 weeks, skip to item 39 if not, ask 38)

38. What was ... doing most of the remaining weeks in 1980? Was he/she ... (Read list until "Yes" reply is received.)
Ill or disabled and unable to work ☐
Taking care of home or family ... ☐
Going to school ... ☐
In Armed Forces ... ☐
Retired ... ☐
Doing something else ☐
(Go to item 39)

39. For how many employers did ... work in 1980? If more than one at same time, only count it as one employer.
1 ☐ (Skip to 41)
2 ☐
3+ ☐ (Ask 40)

40. Did ... look for work between jobs in 1980?
Yes ☐ No ☒

41. In the weeks that ... worked, how many hours did ... usually work per week?
0 0
1 1
2 2
3 3
4 4
5 5
6 6
7 7
8 8
9 9
(Mark hours) →
(Go to 42)

42. INTERVIEWER CHECK ITEM
Number of hours in item 41 is: 1-34 ☐ (Skip to 44)
35 ☐ (Ask 43)

43. Did ... work less than 35 hours for at least one week in 1980? Exclude time off with pay because of holidays, vacation, days off, or sickness.
Yes ☐ (Ask 44)
No ☒ (Skip to 46)

44. How many weeks did ... work less than 35 hours in 1980?
0 0
1 1
2 2
3 3
4 4
5 5
6 6
7 7
8 8
9 9
(Mark weeks) →

45. What was the main reason ... worked less than 35 hours per week?
Could only find part time job ... ☐
Wanted to work part time or could work only part time ☐
Lack work or material shortage ☐
Other ... ☐ (Ask 46)

46. What was ... 's longest job in 1980? (Compare with entry in CPS-1 item 23)
Same as item 23 or Armed Forces ☐ (Skip to 48A or 48B)
Different from item 23 or item 23 blank ... ☐ (Specify in 47A-47E)

47A. For whom did ... work?
47B. What kind of business or industry is this?
47C. What kind of work was ... doing?
47D. What were ... 's most important activities or duties?
47E. CLASS OF WORKER
Private ... P ☐ Self-employment
Federal Gov't ... F ☐ (Ask Inc. Yes ... I ☐ (Ask 48A)
State Gov't ... S ☐ (Ask 48A) No (or farm) SE ☐ (Ask 48B)
Local Gov't ... L ☐ Without pay ... WP ☐ (Skip to 49A)

48A. How much did ... earn from this employer before deductions during 1980?
0 0 0 0 0
1 1 1 1 1
2 2 2 2 2
3 3 3 3 3
4 4 4 4 4
5 5 5 5 5
6 6 6 6 6
7 7 7 7 7
8 8 8 8 8
9 9 9 9 9
\$ Lost money ☐

48B. What was ... net earnings from this business/farm after expenses during 1980?
0 0 0 0 0
1 1 1 1 1
2 2 2 2 2
3 3 3 3 3
4 4 4 4 4
5 5 5 5 5
6 6 6 6 6
7 7 7 7 7
8 8 8 8 8
9 9 9 9 9
\$ Lost money ☐

48C. Does this amount include all tips, bonuses, overtime pay or commissions ... may have received?
Yes ☐ No ☐ (Probe and make corrections to 48A)

49A. Did ... earn money from any other work he/she did during 1980?
Yes ☐ No ☐ (Skip to 50A)

49B. How much did ... earn from:
All other employers? Yes ☐ No ☐ His/her own business after expenses? Yes ☐ No ☐ His/her farm after expenses? Yes ☐ No ☐
\$ \$ \$

50A. INTERVIEWER CHECK ITEM
Longest job (item 46) is farmer?
Yes ☒ 7 No ☐ (Skip to 51A)

50B. Other than the farm income we have already talked about, did ... receive any income from agricultural work done for others, recreational services, or government farm programs other than loans?
Yes ☐ (Probe and make corrections to 48A or 49B) No ☐ (Ask 51A)

51A. During 1980 did ... receive any unemployment compensation from the State or local government?
Yes ☐ No ☒ (Skip to 52A)
Any Supplemental Unemployment Benefits (SUB)? Yes ☐ No ☐
Any Union unemployment or strike benefits? Yes ☐ No ☐

51B. How much did ... receive in unemployment benefits during 1980?
0 0 0 0 0
1 1 1 1 1
2 2 2 2 2
3 3 3 3 3
4 4 4 4 4
5 5 5 5 5
6 6 6 6 6
7 7 7 7 7
8 8 8 8 8
9 9 9 9 9
\$

52A. During 1980 did ... receive any Worker's Compensation payments or other payments as a result of a job related injury or illness? (Exclude sick pay and disability retirement)
Yes ☒ 7 No ☐ (Skip to 53)

52B. What was the source of these payments?
State Workers Compensation ... ☐
Employer or employer's insurance ☐
Own insurance ... ☐
Other ... ☐

52C. How much compensation did ... receive during 1980?
0 0 0 0 0
1 1 1 1 1
2 2 2 2 2
3 3 3 3 3
4 4 4 4 4
5 5 5 5 5
6 6 6 6 6
7 7 7 7 7
8 8 8 8 8
9 9 9 9 9
\$

53. Was ... living in this house 1 year ago; that is, on March 1, 1980?
Yes ☐ (Skip to 55) No ☒ 7

54. Where did ... live on March 1, 1980?
A. Name of State, foreign country, U.S. possession, etc. →
B. Name of county →
C. Name of city, town, etc. →
D. Did ... live inside the limits of that city, town, village, etc.)
Yes ☐ No ☐

55. In March 1980, what was ... 's main activity? (Fill one circle)
a. On active duty in the Armed Forces? ☐
b. Working at a job or business? ... ☐
c. Attending college? ... ☐
d. Something else? ... ☐

IF CIVILIAN 14+, BEGIN WITH ITEM 29A. IF CURRENT ARMED FORCES MEMBER, BEGIN WITH ITEM 46.

18A. LINE NUMBER		18B. STATUS	18C. AGE	18E. Sex	OFFICE USE ONLY	37. Were the (entry in item 36) weeks ... was looking for work (or on layoff) all in one stretch?	46. What was ... 's longest job in 1980? (Compare with entry in CPS-1 item 23)	INDUSTRY	OCCUPATION
1	1	Civilian 14+	1	Male	0 0 0	Yes - 1 stretch 0	Same as item 23 or Armed Forces 0 (Skip to 48A or 48B)	A 0	0 0 0 N 0
2	2	Armed Forces Member	2	Female	2 2 2 2 2	No - 2 stretches 0 (Go to 38)	Different from item 23 or item 23 blank 0 (Specify in 47A-47E)	B 0	1 1 1 P 0
3	3	(AF in cc item 22)	3		3 3 3 3 3	No - 3+ stretches 0		C 0	2 2 2 Q 0
4	4	URE	4		4 4 4 4 4			D 0	3 3 3 R 0
5	5	College Student	5		5 5 5 5 5			E 0	4 4 4 S 0
6	6		6		6 6 6 6 6			F 0	5 5 5 T 0
7	7		7		7 7 7 7 7			G 0	6 6 6 U 0
8	8		8		8 8 8 8 8			H 0	7 7 7 V 0
9	9		9		9 9 9 9 9			I 0	8 8 8 W 0
								J 0	9 9 9 X 0
								K 0	Ref. 0 Y 0
								L 0	Ref. 0 Z 0
								M 0	

29A. Did ... work at a job or business at any time during 1980?	Yes 0 (Skip to 33)	No 0 7
29B. Did ... do any temporary, part-time, or seasonal work even for a few days during 1980?	Yes 0 (Skip to 33)	No 0 7
30. Even though ... did not work in 1980, did he/she spend any time trying to find a job or on layoff?	Yes 0 7	No 0 (Skip to 32)
31. How many different weeks was ... looking for work or on layoff from a job?	0 0 1 1 2 2 3 3 4 4 5 5 6 6 7 7 8 8 9 9	(Mark weeks) →
32. What was the main reason ... did not work in 1980? Was he/she ... (Read list until "Yes" reply is received)	<input type="checkbox"/> Ill or disabled and unable to work <input type="checkbox"/> Taking care of home or family ... <input type="checkbox"/> Going to school ... <input type="checkbox"/> Could not find work ... <input type="checkbox"/> Retired ... <input type="checkbox"/> Doing something else ... <input type="checkbox"/> In Armed Forces ... (Skip to 46)	(Skip to 53)
33. During 1980 in how many weeks did ... work even for a few hours? Include paid vacation and sick leave as work.	0 0 1 1 2 2 3 3 4 4 5 5 6 6 7 7 8 8 9 9	(Mark weeks and Go to 34)
34. INTERVIEWER CHECK ITEM	1-49 0 (Skip to 36)	50-51 0 (Ask 35)
Number of weeks in item 33 is:	52 0 (Skip to 39)	
35. Did ... lose any full weeks of work in 1980 because he/she was on layoff from a job or lost a job?	Yes 0 (Skip to 39)	No 0
36. You said ... worked about (entry in item 33) weeks in 1980. How many of the remaining (52 minus entry in item 33) weeks was ... looking for work or on layoff from a job?	0 0 1 1 2 2 3 3 4 4 5 5 6 6 7 7 8 8 9 9	(Mark weeks and ask 37)
None 0 (Skip to 38)		
37. Were the (entry in item 36) weeks ... was looking for work (or on layoff) all in one stretch?	Yes - 1 stretch 0	No - 2 stretches 0 (Go to 38)
(If the entries in items 33 and 36, add to 52 weeks, skip to item 39. If not, ask 38)		
38. What was ... doing most of the remaining weeks in 1980? Was he/she ... (Read list until "Yes" reply is received.)	<input type="checkbox"/> Ill or disabled and unable to work <input type="checkbox"/> Taking care of home or family ... <input type="checkbox"/> Going to school ... <input type="checkbox"/> In Armed Forces ... <input type="checkbox"/> Retired ... <input type="checkbox"/> Doing something else ... (Go to item 39)	
39. For how many employers did ... work in 1980? If more than one at same time, only count it as one employer.	1 0 (Skip to 41)	2 0 (Ask 40)
40. Did ... look for work between jobs in 1980?	Yes 0	No 0
41. In the weeks that ... worked, how many hours did ... usually work per week?	0 0 1 1 2 2 3 3 4 4 5 5 6 6 7 7 8 8 9 9	(Mark hours) →
(Go to 42)		
42. INTERVIEWER CHECK ITEM	Number of hours in item 41 is:	
1-34 0 (Skip to 44)	35+ 0 (Ask 43)	
43. Did ... work less than 35 hours for at least one week in 1980? Exclude time off with pay because of holidays, vacation, days off, or sickness.	Yes 0 (Ask 44)	No 0 (Skip to 46)
44. How many weeks did ... work less than 35 hours in 1980?	0 0 1 1 2 2 3 3 4 4 5 5 6 6 7 7 8 8 9 9	(Mark weeks) →
45. What was the main reason ... worked less than 35 hours per week?	<input type="checkbox"/> Could only find part time job ... <input type="checkbox"/> Wanted to work part time or could work only part time <input type="checkbox"/> Slack work or material shortage <input type="checkbox"/> Other ... (Ask 46)	
46. What was ... 's longest job in 1980? (Compare with entry in CPS-1 item 23)	Same as item 23 or Armed Forces 0 (Skip to 48A or 48B)	Different from item 23 or item 23 blank 0 (Specify in 47A-47E)
47A. For whom did ... work?		
47B. What kind of business or industry is this?		
47C. What kind of work was ... doing?		
47D. What were ... 's most important activities or duties?		
47E. CLASS OF WORKER	Private P 0 Federal Gov't. F 0 State Gov't. S 0 Local Gov't. L 0	Self-employment Yes I 0 (Ask 48A) No (or farm) SE 0 (Ask 48B) Without pay ... WP 0 (Skip to 49A)
48A. How much did ... earn from this employer before deductions during 1980?	0 0 0 0 1 1 1 1 2 2 2 2 3 3 3 3 4 4 4 4 5 5 5 5 6 6 6 6 7 7 7 7 8 8 8 8 9 9 9 9	
48B. What was ... net earnings from this business/farm after expenses during 1980?	0 0 0 0 1 1 1 1 2 2 2 2 3 3 3 3 4 4 4 4 5 5 5 5 6 6 6 6 7 7 7 7 8 8 8 8 9 9 9 9	<input type="checkbox"/> Lost money
48C. Does this amount include all tips, bonuses, overtime pay or commissions ... may have received?	Yes 0	No 0 (Probe and make corrections to 48A)
49A. Did ... earn money from any other work he/she did during 1980?	Yes 0	No 0 (Skip to 50A)
49B. How much did ... earn from:	All other employers? Yes 0 No 0 His/her own business after expenses? Yes 0 No 0 His/her farm after expenses? Yes 0 No 0	
50A. INTERVIEWER CHECK ITEM	Longest job (item 46) is farmer? Yes 0 No 0 (Skip to 51A)	
50B. Other than the farm income we have already talked about, did ... receive any income from agricultural work done for others, recreational services, or government farm programs other than loans?	Yes 0 (Probe and make corrections to 48A or 49B)	No 0 (Ask 51A)
51A. During 1980 did ... receive any unemployment compensation from the State or local government?	Yes 0 No 0 (Skip to 52A)	
Any Supplemental Unemployment Benefits (SUB)?	Yes 0 No 0	
Any Union unemployment or strike benefits?	Yes 0 No 0	
51B. How much did ... receive in unemployment benefits during 1980?	0 0 0 0 1 1 1 1 2 2 2 2 3 3 3 3 4 4 4 4 5 5 5 5 6 6 6 6 7 7 7 7 8 8 8 8 9 9 9 9	
52A. During 1980 did ... receive any Worker's Compensation payments or other payments as a result of a job related injury or illness? (Exclude sick pay and disability retirement)	Yes 0	No 0 (Skip to 53)
52B. What was the source of these payments?	<input type="checkbox"/> State Workers Compensation ... <input type="checkbox"/> Employer or employer's insurance <input type="checkbox"/> Own insurance ... <input type="checkbox"/> Other ...	
52C. How much compensation did ... receive during 1980?	0 0 0 0 1 1 1 1 2 2 2 2 3 3 3 3 4 4 4 4 5 5 5 5 6 6 6 6 7 7 7 7 8 8 8 8 9 9 9 9	
53. Was ... living in this house 1 year ago; that is, on March 1, 1980?	Yes 0 (Skip to 55)	No 0 7
54. Where did ... live on March 1, 1980?	A. Name of State, foreign country, U.S. possession, etc. 7 B. Name of county 7 C. Name of city, town, etc. 7 D. Did ... live inside the limits of that city, town, village, etc. Yes 0 No 0	
55. In March 1980, what was ... 's main activity? (Fill one circle)	a. On active duty in the Armed Forces? 0 b. Working at a job or business? ... 0 c. Attending college? ... 0 d. Something else? ... 0	

IF CIVILIAN 14+, BEGIN WITH ITEM 29A. IF CURRENT ARMED FORCES MEMBER, BEGIN WITH ITEM 46.														
18A. LINE NUMBER	POPULATION STATUS	18C. AGE	18E. Sex	OFFICE USE ONLY	37. Were the (entry in item 36) weeks ... was looking for work (or on layoff) all in one stretch?	46. What was ...'s longest job in 1980? (Compare with entry in CPS-1 item 23)	INDUSTRY	OCCUPATION						
0 0	Civilian 14+	0	Male	0 0 0	Yes - 1 stretch 0 No - 2 stretches 0 } (Go to 38) No - 3+ stretches 0	Same as item 23 or Armed Forces 0 (Skip to 48A or 48B) Different from item 23 or item 23 blank 0 (Specify in 47A-47E)	0 0 A 0	0 0 0 N 0						
1 1		1 1	0	1 1 1 1 1			1 1 B 0	1 1 1 P 0						
2 2	Armed Forces Member	2 2	Female	2 2 2 2 2			2 2 C 0	2 2 2 Q 0						
3 3		3 3		3 3 3 3 3			3 3 D 0	3 3 3 R 0						
4 4	(AF in cc item 22)	4 4		4 4 4 4 4			4 4 E 0	4 4 4 S 0						
5 5	URE	5 5		5 5 5 5 5			5 5 F 0	5 5 5 T 0						
6 6	College Student	6 6		6 6 6 6 6			6 6 G 0	6 6 6 U 0						
7 7		7 7		7 7 7 7 7			7 7 H 0	7 7 7 V 0						
8 8		8 8		8 8 8 8 8			8 8 J 0	8 8 8 W 0						
9 9		9 9		9 9 9 9 9			9 9 K 0	9 9 9 X 0						
							Ref. 0	Ref. 0						
29A. Did ... work at a job or business at any time during 1980?					38. What was ... doing most of the remaining weeks in 1980? Was he/she ...					47A. For whom did ... work?				
Yes 0 (Skip to 33) No 0					Ill or disabled and unable to work 0 Taking care of home or family ... 0 Going to school ... 0 In Armed Forces ... 0 Retired ... 0 Doing something else 0 (Go to item 39)					47B. What kind of business or industry is this?				
29B. Did ... do any temporary, part-time, or seasonal work even for a few days during 1980?					39. For how many employers did ... work in 1980? If more than one at same time, only count it as one employer.					47C. What kind of work was ... doing?				
Yes 0 (Skip to 33) No 0					1 0 (Skip to 41) 2 0 3+ 0 (Ask 40)					47D. What were ...'s most important activities or duties?				
30. Even though ... did not work in 1980, did he/she spend any time trying to find a job or on layoff?					40. Did ... look for work between jobs in 1980?					47E. CLASS OF WORKER				
Yes 0 No 0 (Skip to 32)					Yes 0 No 0					Private ... P 0 Self-employment Federal Gov't ... F 0 (Ask Inc.) Yes ... I 0 (Ask 48A) State Gov't ... S 0 (Ask 48A) No (or farm) SE 0 (Ask 48B) Local Gov't ... L 0 Without pay ... WP 0 (Skip to 49A)				
31. How many different weeks was ... looking for work or on layoff from a job?					41. In the weeks that ... worked, how many hours did ... usually work per week?					48A. How much did ... earn from this employer before deductions during 1980?				
0 0 1 1 2 2 3 3 4 4 5 5 6 6 7 7 8 8 9 9					0 0 1 1 2 2 3 3 4 4 5 5 6 6 7 7 8 8 9 9					0 0 0 0 0 1 1 1 1 1 2 2 2 2 2 3 3 3 3 3 4 4 4 4 4 5 5 5 5 5 6 6 6 6 6 7 7 7 7 7 8 8 8 8 8 9 9 9 9 9				
32. What was the main reason ... did not work in 1980? Was he/she ... (Read list until "Yes" reply is received)					42. INTERVIEWER CHECK ITEM					48B. What was ... net earnings from this business/farm after expenses during 1980?				
Ill or disabled and unable to work 0 Taking care of home or family ... 0 Going to school ... 0 Could not find work ... 0 Retired ... 0 Doing something else ... 0 In Armed Forces ... 0 (Skip to 46)					Number of hours in item 41 is: 1-34 0 (Skip to 44) 35+ 0 (Ask 43)					0 0 0 0 0 1 1 1 1 1 2 2 2 2 2 3 3 3 3 3 4 4 4 4 4 5 5 5 5 5 6 6 6 6 6 7 7 7 7 7 8 8 8 8 8 9 9 9 9 9				
33. During 1980 in how many weeks did ... work even for a few hours? Include paid vacation and sick leave as work.					43. Did ... work less than 35 hours for at least one week in 1980? Exclude time off with pay because of holidays, vacation, days off, or sickness.					49A. Did ... earn money from any other work he/she did during 1980?				
0 0 1 1 2 2 3 3 4 4 5 5 6 6 7 7 8 8 9 9					Yes 0 (Ask 44) No 0 (Skip to 46)					Yes 0 No 0 (Skip to 50A)				
34. INTERVIEWER CHECK ITEM					44. How many weeks did ... work less than 35 hours in 1980?					49B. How much did ... earn from:				
1-49 0 (Skip to 36) 50-51 0 (Ask 35) 52 0 (Skip to 39)					0 0 1 1 2 2 3 3 4 4 5 5 6 6 7 7 8 8 9 9					All other employers? His/her own business after expenses? His/her farm after expenses?				
35. Did ... lose any full weeks of work in 1980 because he/she was on layoff from a job or lost a job?					45. What was the main reason ... worked less than 35 hours per week?					50A. INTERVIEWER CHECK ITEM				
Yes 0 (Skip to 39) No 0					Could only find part time job ... 0 Wanted to work part time or could work only part time 0 Slack work or material shortage 0 Other ... 0 (Ask 46)					Longest job (item 46) is farmer? Yes 0 No 0 (Skip to 51A)				
36. You said ... worked about (entry in item 33) weeks in 1980. How many of the remaining (52 minus entry in item 33) weeks was ... looking for work or on layoff from a job?					50B. Other than the farm income we have already talked about, did ... receive any income from agricultural work done for others, recreational services, or government farm programs other than loans?					51A. During 1980 did ... receive any unemployment compensation from the State or local government?				
0 0 1 1 2 2 3 3 4 4 5 5 6 6 7 7 8 8 9 9					Yes 0 (Probe and make corrections to 48A or 49B) No 0 (Ask 51A)					Yes 0 No 0 (Skip to 52A)				
37. Did ... lose any full weeks of work in 1980 because he/she was on layoff from a job or lost a job?					52A. During 1980 did ... receive any Worker's Compensation payments or other payments as a result of a job related injury or illness? (Exclude sick pay and disability retirement)					52B. What was the source of these payments?				
Yes 0 No 0 (Skip to 37)					-Yes 0 No 0 (Skip to 53)					State Workers Compensation ... 0 Employer or employer's insurance 0 Own insurance ... 0 Other ... 0				
38. Did ... lose any full weeks of work in 1980 because he/she was on layoff from a job or lost a job?					52C. How much compensation did ... receive during 1980?					53. Was ... living in this house 1 year ago; that is, on March 1, 1980?				
0 0 1 1 2 2 3 3 4 4 5 5 6 6 7 7 8 8 9 9					0 0 0 0 0 1 1 1 1 1 2 2 2 2 2 3 3 3 3 3 4 4 4 4 4 5 5 5 5 5 6 6 6 6 6 7 7 7 7 7 8 8 8 8 8 9 9 9 9 9					Yes 0 No 0 (Skip to 55)				
39. Did ... lose any full weeks of work in 1980 because he/she was on layoff from a job or lost a job?					54. Where did ... live on March 1, 1980?					55. In March 1980, what was ...'s main activity? (Fill one circle)				
Yes 0 No 0 (Skip to 39)					A. Name of State, foreign country, U.S. possession, etc. 7					a. On active duty in the Armed Forces? 0				
40. Did ... lose any full weeks of work in 1980 because he/she was on layoff from a job or lost a job?					B. Name of county 7					b. Working at a job or business? ... 0				
Yes 0 No 0 (Skip to 40)					C. Name of city, town, etc. 7					c. Attending college? ... 0				
41. Did ... lose any full weeks of work in 1980 because he/she was on layoff from a job or lost a job?					D. Did ... live inside the limits of that city, town, village, etc.? Yes 0 No 0					d. Something else? ... 0				
Yes 0 No 0 (Skip to 41)														

COMPLETE LINE NUMBER FOR ALL PERSONS 14+ BEFORE BEGINNING QUESTIONS ON EACH PAGE (NAME IS OPTIONAL)

NAME (Optional)	Page 3	Page 4	Page 5	Page 6
LINE NUMBER (Item 18A)	0 0 1 1 2 2 3 3 4 4 5 5 6 6 7 7 8 8 9 9	0 0 1 1 2 2 3 3 4 4 5 5 6 6 7 7 8 8 9 9	0 0 1 1 2 2 3 3 4 4 5 5 6 6 7 7 8 8 9 9	0 0 1 1 2 2 3 3 4 4 5 5 6 6 7 7 8 8 9 9
56. DURING 1980 DID ANYONE IN THIS HOUSEHOLD RECEIVE: 56A. Any Social Security payments from the U.S. Government? Yes <input checked="" type="radio"/> No <input type="radio"/> (Skip to 57A)				
56B. Who received Social Security payments either for themselves or as combined payments with other family members? Yes <input type="radio"/> No <input type="radio"/>	Yes <input type="radio"/> No <input type="radio"/>	Yes <input type="radio"/> No <input type="radio"/>	Yes <input type="radio"/> No <input type="radio"/>	Yes <input type="radio"/> No <input type="radio"/>
Complete 56C & 56D for each person with a "Yes" in 56B 56C. In how many months of 1980 did ... receive Social Security payments? <div> <input type="text"/> Months 0 1 0 1 2 3 4 5 6 7 8 9 </div>	<div> <input type="text"/> Months 0 1 0 1 2 3 4 5 6 7 8 9 </div>	<div> <input type="text"/> Months 0 1 0 1 2 3 4 5 6 7 8 9 </div>	<div> <input type="text"/> Months 0 1 0 1 2 3 4 5 6 7 8 9 </div>	
56D. How much did ... receive in Social Security payments during 1980? (separate combined payments) NOTE: Social Security checks are green-colored checks. <div> <input type="text"/> \$ 0 0 0 0 0 1 1 1 1 1 2 2 2 2 2 3 3 3 3 3 4 4 4 4 4 5 5 5 5 5 6 6 6 6 6 7 7 7 7 7 8 8 8 8 8 9 9 9 9 9 <input type="radio"/> Already included </div>	<div> <input type="text"/> \$ 0 0 0 0 0 1 1 1 1 1 2 2 2 2 2 3 3 3 3 3 4 4 4 4 4 5 5 5 5 5 6 6 6 6 6 7 7 7 7 7 8 8 8 8 8 9 9 9 9 9 <input type="radio"/> Already included </div>	<div> <input type="text"/> \$ 0 0 0 0 0 1 1 1 1 1 2 2 2 2 2 3 3 3 3 3 4 4 4 4 4 5 5 5 5 5 6 6 6 6 6 7 7 7 7 7 8 8 8 8 8 9 9 9 9 9 <input type="radio"/> Already included </div>	<div> <input type="text"/> \$ 0 0 0 0 0 1 1 1 1 1 2 2 2 2 2 3 3 3 3 3 4 4 4 4 4 5 5 5 5 5 6 6 6 6 6 7 7 7 7 7 8 8 8 8 8 9 9 9 9 9 <input type="radio"/> Already included </div>	
56E. INTERVIEWER CHECK ITEM <input type="radio"/> Children under 23 present — (Ask 56F) <input type="radio"/> No children under 23 present — (Skip to 57)				
56F. Did anyone in this household receive any separate Social Security payments which we have not talked about for the children in this household? Yes <input type="radio"/> No <input type="radio"/> (If "Yes," make necessary changes to include this amount in 56D for person receiving)				
57. DURING 1980 DID ANYONE IN THIS HOUSEHOLD RECEIVE: 57A. Any SSI payments, that is, Supplemental Security Income? Yes <input checked="" type="radio"/> No <input type="radio"/> (Go to next page)				
57B. Who received SSI? (Anyone else?) (Complete 57C for each person with "Yes" in 57B) 57C. How much did ... receive in Supplemental Security Income during 1980? (Include both Federal and State SSI) NOTE: SSI checks from the U.S. Government, are pale gold in color. The color of state checks may vary. (Go to 57C for next person with "Yes" in 57B or go to next page)	<div> <input type="text"/> \$ 0 0 0 0 1 1 1 1 2 2 2 2 3 3 3 3 4 4 4 4 5 5 5 5 6 6 6 6 7 7 7 7 8 8 8 8 9 9 9 9 <input type="radio"/> </div>	<div> <input type="text"/> \$ 0 0 0 0 1 1 1 1 2 2 2 2 3 3 3 3 4 4 4 4 5 5 5 5 6 6 6 6 7 7 7 7 8 8 8 8 9 9 9 9 <input type="radio"/> </div>	<div> <input type="text"/> \$ 0 0 0 0 1 1 1 1 2 2 2 2 3 3 3 3 4 4 4 4 5 5 5 5 6 6 6 6 7 7 7 7 8 8 8 8 9 9 9 9 <input type="radio"/> </div>	<div> <input type="text"/> \$ 0 0 0 0 1 1 1 1 2 2 2 2 3 3 3 3 4 4 4 4 5 5 5 5 6 6 6 6 7 7 7 7 8 8 8 8 9 9 9 9 <input type="radio"/> </div>
Annual Total = last check x 11.25	Medicare Deduction: \$9/month			

Page 8

NAME (Optional)	Page 3	Page 4	Page 5	Page 6
LINE NUMBER (Item 18A)				
59A. Does anyone in this household have a health problem or disability which prevents them from working or which limits the kind or amount of work they can do? Yes <input type="radio"/> No <input type="radio"/> (Skip to 60A)				
59B. Who is that? (Anyone else?)	Yes <input type="radio"/> No <input type="radio"/>	Yes <input type="radio"/> No <input type="radio"/>	Yes <input type="radio"/> No <input type="radio"/>	Yes <input type="radio"/> No <input type="radio"/>
60A. Is there anyone in this household who has a service-connected disability or who ever retired or left a job for health reasons? Yes <input type="radio"/> No <input type="radio"/> (Skip to 61A)				
60B. Who is that? (Anyone else?)	Yes <input type="radio"/> No <input type="radio"/>	Yes <input type="radio"/> No <input type="radio"/>	Yes <input type="radio"/> No <input type="radio"/>	Yes <input type="radio"/> No <input type="radio"/>
61A. INTERVIEWER CHECK ITEM <input type="radio"/> "No" to both 59A and 60A (Skip to next page) <input type="radio"/> "Yes" in either 59A or 60A				
(Complete 61B to 61G for each person with a "Yes" in either 59B or 60B) 61B. (Other than Social Security) did ... receive any income in 1980 as a result of this health problem (disability/handicap)?	Yes <input type="radio"/> No <input type="radio"/> (Ask 61B for next person with "Yes" in 59B or 60B or skip to next page)	Yes <input type="radio"/> No <input type="radio"/> (Ask 61B for next person with "Yes" in 59B or 60B or skip to next page)	Yes <input type="radio"/> No <input type="radio"/> (Ask 61B for next person with "Yes" in 59B or 60B or skip to next page)	Yes <input type="radio"/> No <input type="radio"/> (Ask 61B for next person with "Yes" in 59B or 60B or skip to next page)
61C. What was the source of this income? (Any other income related to this health condition or disability?) 01. Veterans' disability 02. Worker's compensation 03. Company or union disability 04. Federal Government (Civil Service) disability 05. U.S. military retirement disability 06. State or local gov't. employee disability 07. U.S. Railroad Retirement disability 08. Accident or disability insurance 09. Black Lung miner's disability 10. State temporary sickness 11. Other or don't know (Specify in notes)	Yes <input type="radio"/> No <input type="radio"/> Yes <input type="radio"/> No <input type="radio"/> Yes <input type="radio"/> No <input type="radio"/> Yes <input type="radio"/> No <input type="radio"/> Yes <input type="radio"/> No <input type="radio"/> Yes <input type="radio"/> No <input type="radio"/> Yes <input type="radio"/> No <input type="radio"/> Yes <input type="radio"/> No <input type="radio"/> Yes <input type="radio"/> No <input type="radio"/> Yes <input type="radio"/> No <input type="radio"/> Yes <input type="radio"/> No <input type="radio"/>	Yes <input type="radio"/> No <input type="radio"/> Yes <input type="radio"/> No <input type="radio"/> Yes <input type="radio"/> No <input type="radio"/> Yes <input type="radio"/> No <input type="radio"/> Yes <input type="radio"/> No <input type="radio"/> Yes <input type="radio"/> No <input type="radio"/> Yes <input type="radio"/> No <input type="radio"/> Yes <input type="radio"/> No <input type="radio"/> Yes <input type="radio"/> No <input type="radio"/> Yes <input type="radio"/> No <input type="radio"/> Yes <input type="radio"/> No <input type="radio"/>	Yes <input type="radio"/> No <input type="radio"/> Yes <input type="radio"/> No <input type="radio"/> Yes <input type="radio"/> No <input type="radio"/> Yes <input type="radio"/> No <input type="radio"/> Yes <input type="radio"/> No <input type="radio"/> Yes <input type="radio"/> No <input type="radio"/> Yes <input type="radio"/> No <input type="radio"/> Yes <input type="radio"/> No <input type="radio"/> Yes <input type="radio"/> No <input type="radio"/> Yes <input type="radio"/> No <input type="radio"/> Yes <input type="radio"/> No <input type="radio"/>	Yes <input type="radio"/> No <input type="radio"/> Yes <input type="radio"/> No <input type="radio"/> Yes <input type="radio"/> No <input type="radio"/> Yes <input type="radio"/> No <input type="radio"/> Yes <input type="radio"/> No <input type="radio"/> Yes <input type="radio"/> No <input type="radio"/> Yes <input type="radio"/> No <input type="radio"/> Yes <input type="radio"/> No <input type="radio"/> Yes <input type="radio"/> No <input type="radio"/> Yes <input type="radio"/> No <input type="radio"/> Yes <input type="radio"/> No <input type="radio"/>
(Complete 61D & 61E for first "Yes" in 61C) 61D. Income Source Code	0 1 0 1 2 3 4 5 6 7 8 9	0 1 0 1 2 3 4 5 6 7 8 9	0 1 0 1 2 3 4 5 6 7 8 9	0 1 0 1 2 3 4 5 6 7 8 9
61E. How much did ... receive from ... (read source) during 1980? (Complete 61F and 61G for next income source marked or go to 61B for next person with "Yes" in either 59A or 60A or go to next page)	\$ <input type="text"/> 0 0 0 0 0 1 1 1 1 1 2 2 2 2 2 3 3 3 3 3 4 4 4 4 4 5 5 5 5 5 6 6 6 6 6 7 7 7 7 7 8 8 8 8 8 9 9 9 9 9	\$ <input type="text"/> 0 0 0 0 0 1 1 1 1 1 2 2 2 2 2 3 3 3 3 3 4 4 4 4 4 5 5 5 5 5 6 6 6 6 6 7 7 7 7 7 8 8 8 8 8 9 9 9 9 9	\$ <input type="text"/> 0 0 0 0 0 1 1 1 1 1 2 2 2 2 2 3 3 3 3 3 4 4 4 4 4 5 5 5 5 5 6 6 6 6 6 7 7 7 7 7 8 8 8 8 8 9 9 9 9 9	\$ <input type="text"/> 0 0 0 0 0 1 1 1 1 1 2 2 2 2 2 3 3 3 3 3 4 4 4 4 4 5 5 5 5 5 6 6 6 6 6 7 7 7 7 7 8 8 8 8 8 9 9 9 9 9
61F. Income Source Code	0 1 0 1 2 3 4 5 6 7 8 9	0 1 0 1 2 3 4 5 6 7 8 9	0 1 0 1 2 3 4 5 6 7 8 9	0 1 0 1 2 3 4 5 6 7 8 9
61G. How much did ... receive from ... (read source) during 1980? (Go to 61B for next person with "Yes" in either 59A or 60A or go to next page)	\$ <input type="text"/> 0 0 0 0 0 1 1 1 1 1 2 2 2 2 2 3 3 3 3 3 4 4 4 4 4 5 5 5 5 5 6 6 6 6 6 7 7 7 7 7 8 8 8 8 8 9 9 9 9 9	\$ <input type="text"/> 0 0 0 0 0 1 1 1 1 1 2 2 2 2 2 3 3 3 3 3 4 4 4 4 4 5 5 5 5 5 6 6 6 6 6 7 7 7 7 7 8 8 8 8 8 9 9 9 9 9	\$ <input type="text"/> 0 0 0 0 0 1 1 1 1 1 2 2 2 2 2 3 3 3 3 3 4 4 4 4 4 5 5 5 5 5 6 6 6 6 6 7 7 7 7 7 8 8 8 8 8 9 9 9 9 9	\$ <input type="text"/> 0 0 0 0 0 1 1 1 1 1 2 2 2 2 2 3 3 3 3 3 4 4 4 4 4 5 5 5 5 5 6 6 6 6 6 7 7 7 7 7 8 8 8 8 8 9 9 9 9 9

10

NAME (Optional)	Page 3	Page 4	Page 5	Page 6
LINE NUMBER (Item 18A)				
63. AT ANYTIME DURING 1980 DID ANYONE IN THIS HOUSEHOLD: 63A. Have money in a savings account or credit union? Yes <input type="radio"/> No <input type="radio"/> Have certificates of deposit, money market funds, bonds or treasury notes? Yes <input type="radio"/> No <input checked="" type="radio"/> (If "Yes" marked in any, ask 63B, otherwise skip to 64A) Have any other savings or investments which pay interest? Yes <input type="radio"/> No <input type="radio"/>				
63B. Which members of this household had ...? (Anyone else?) (Include each in cases of joint accounts or ownership) Yes <input type="radio"/> No <input type="radio"/>	Yes <input type="radio"/> No <input type="radio"/>	Yes <input type="radio"/> No <input type="radio"/>	Yes <input type="radio"/> No <input type="radio"/>	Yes <input type="radio"/> No <input type="radio"/>
(Ask 63C for each person with "Yes" in 63B) 63C. How much did ... receive in interest from these sources during 1980, including even small amounts credited to accounts? (Separate amounts for joint ownership) (Ask 63C for next person with "Yes" in 63B or ask 64)	\$ <input type="text"/> <input type="text"/> <input type="text"/> <input type="text"/> <input type="text"/> 1 1 1 1 1 2 2 2 2 2 3 3 3 3 3 4 4 4 4 4 5 5 5 5 5 6 6 6 6 6 7 7 7 7 7 8 8 8 8 8 9 9 9 9 9 <input type="radio"/> Already included	\$ <input type="text"/> <input type="text"/> <input type="text"/> <input type="text"/> <input type="text"/> 1 1 1 1 1 2 2 2 2 2 3 3 3 3 3 4 4 4 4 4 5 5 5 5 5 6 6 6 6 6 7 7 7 7 7 8 8 8 8 8 9 9 9 9 9 <input type="radio"/> Already included	\$ <input type="text"/> <input type="text"/> <input type="text"/> <input type="text"/> <input type="text"/> 1 1 1 1 1 2 2 2 2 2 3 3 3 3 3 4 4 4 4 4 5 5 5 5 5 6 6 6 6 6 7 7 7 7 7 8 8 8 8 8 9 9 9 9 9 <input type="radio"/> Already included	\$ <input type="text"/> <input type="text"/> <input type="text"/> <input type="text"/> <input type="text"/> 1 1 1 1 1 2 2 2 2 2 3 3 3 3 3 4 4 4 4 4 5 5 5 5 5 6 6 6 6 6 7 7 7 7 7 8 8 8 8 8 9 9 9 9 9 <input type="radio"/> Already included
64. AT ANYTIME DURING 1980 DID ANYONE IN THIS HOUSEHOLD: 64A. own any shares of stock in corporations (pause) or any mutual fund shares? Yes <input type="radio"/> No <input type="radio"/> (Skip to 65A)	Yes <input type="radio"/> No <input type="radio"/>	Yes <input type="radio"/> No <input type="radio"/>	Yes <input type="radio"/> No <input type="radio"/>	Yes <input type="radio"/> No <input type="radio"/>
64B. Which members of this household? (Anyone else?) (Include each in cases of joint ownership) (Ask 64C for each person with "Yes" in 64B) 64C. How much did ... receive in dividends from stocks (mutual funds) during 1980? (separate amounts for joint ownership) (Ask 64C for next person marked "Yes" in 64B or ask 65)	\$ <input type="text"/> <input type="text"/> <input type="text"/> <input type="text"/> <input type="text"/> 1 1 1 1 1 2 2 2 2 2 3 3 3 3 3 4 4 4 4 4 5 5 5 5 5 6 6 6 6 6 7 7 7 7 7 8 8 8 8 8 9 9 9 9 9 <input type="radio"/> None <input type="radio"/> Already included	\$ <input type="text"/> <input type="text"/> <input type="text"/> <input type="text"/> <input type="text"/> 1 1 1 1 1 2 2 2 2 2 3 3 3 3 3 4 4 4 4 4 5 5 5 5 5 6 6 6 6 6 7 7 7 7 7 8 8 8 8 8 9 9 9 9 9 <input type="radio"/> None <input type="radio"/> Already included	\$ <input type="text"/> <input type="text"/> <input type="text"/> <input type="text"/> <input type="text"/> 1 1 1 1 1 2 2 2 2 2 3 3 3 3 3 4 4 4 4 4 5 5 5 5 5 6 6 6 6 6 7 7 7 7 7 8 8 8 8 8 9 9 9 9 9 <input type="radio"/> None <input type="radio"/> Already included	\$ <input type="text"/> <input type="text"/> <input type="text"/> <input type="text"/> <input type="text"/> 1 1 1 1 1 2 2 2 2 2 3 3 3 3 3 4 4 4 4 4 5 5 5 5 5 6 6 6 6 6 7 7 7 7 7 8 8 8 8 8 9 9 9 9 9 <input type="radio"/> None <input type="radio"/> Already included
65. DURING 1980 DID ANYONE IN THIS HOUSEHOLD: 65A. own any houses, apartments, business property or land which was rented to others? Yes <input type="radio"/> No <input type="radio"/> (If "Yes" marked in any, ask 65B, otherwise skip to next page) Receive income from royalties or from roomers or boarders? (Exclude amounts paid by relatives) Yes <input type="radio"/> No <input checked="" type="radio"/> Receive income from estates or trusts? (Exclude estates or trusts already reported) Yes <input type="radio"/> No <input type="radio"/>				
65B. Who received this rent (income)? (Anyone else?) (Include each in case of joint ownership) (Ask 65C for each person with "Yes" in 65B)	Yes <input type="radio"/> No <input type="radio"/>	Yes <input type="radio"/> No <input type="radio"/>	Yes <input type="radio"/> No <input type="radio"/>	Yes <input type="radio"/> No <input type="radio"/>
65C. How much did ... receive in income from rent (roomers or boarders, estates, trusts, or royalties) after expenses for 1980? (Separate amounts for joint ownership)	\$ <input type="text"/> <input type="text"/> <input type="text"/> <input type="text"/> <input type="text"/> 1 1 1 1 1 2 2 2 2 2 3 3 3 3 3 4 4 4 4 4 5 5 5 5 5 6 6 6 6 6 7 7 7 7 7 8 8 8 8 8 9 9 9 9 9 <input type="radio"/> Lost money <input type="radio"/> Already included	\$ <input type="text"/> <input type="text"/> <input type="text"/> <input type="text"/> <input type="text"/> 1 1 1 1 1 2 2 2 2 2 3 3 3 3 3 4 4 4 4 4 5 5 5 5 5 6 6 6 6 6 7 7 7 7 7 8 8 8 8 8 9 9 9 9 9 <input type="radio"/> Lost money <input type="radio"/> Already included	\$ <input type="text"/> <input type="text"/> <input type="text"/> <input type="text"/> <input type="text"/> 1 1 1 1 1 2 2 2 2 2 3 3 3 3 3 4 4 4 4 4 5 5 5 5 5 6 6 6 6 6 7 7 7 7 7 8 8 8 8 8 9 9 9 9 9 <input type="radio"/> Lost money <input type="radio"/> Already included	\$ <input type="text"/> <input type="text"/> <input type="text"/> <input type="text"/> <input type="text"/> 1 1 1 1 1 2 2 2 2 2 3 3 3 3 3 4 4 4 4 4 5 5 5 5 5 6 6 6 6 6 7 7 7 7 7 8 8 8 8 8 9 9 9 9 9 <input type="radio"/> Lost money <input type="radio"/> Already included

NAME (Optional)				
LINE NUMBER (Item 18A)	Page 3	Page 4	Page 5	Page 6
66A. During 1980 did anyone in this household attend school beyond the high school level including a college, university or other schools (including vocational schools)? Yes <input type="radio"/> 7 <input checked="" type="radio"/> No <input type="radio"/> (Go to next page)				
66B. Did anyone receive any educational assistance from scholarships, fellowships, grants, employers, or the G.I. Bill during 1980? (Exclude loans or assistance from household members) Yes <input type="radio"/> 7 <input checked="" type="radio"/> No <input type="radio"/> (Go to next page)				
66C. Which member received assistance? (Anyone else?)	Yes <input type="radio"/> No <input type="radio"/>	Yes <input type="radio"/> No <input type="radio"/>	Yes <input type="radio"/> No <input type="radio"/>	Yes <input type="radio"/> No <input type="radio"/>
(Complete 66D to 66H for each person with "Yes" in 66C) 66D. What type of assistance did ... receive? (Any other assistance?)				
a. G.I. Bill or other assistance from the Veterans Administration (VA).....	Yes <input type="radio"/> No <input type="radio"/>	Yes <input type="radio"/> No <input type="radio"/>	Yes <input type="radio"/> No <input type="radio"/>	Yes <input type="radio"/> No <input type="radio"/>
b. Basic Education Opportunity Grant.....	Yes <input type="radio"/> No <input type="radio"/>	Yes <input type="radio"/> No <input type="radio"/>	Yes <input type="radio"/> No <input type="radio"/>	Yes <input type="radio"/> No <input type="radio"/>
c. Some other government assistance.....	Yes <input type="radio"/> <input checked="" type="radio"/> No <input type="radio"/>	Yes <input type="radio"/> <input checked="" type="radio"/> No <input type="radio"/>	Yes <input type="radio"/> <input checked="" type="radio"/> No <input type="radio"/>	Yes <input type="radio"/> <input checked="" type="radio"/> No <input type="radio"/>
d. Scholarships, grants, etc., from universities or colleges.....	Yes <input type="radio"/> No <input type="radio"/>	Yes <input type="radio"/> No <input type="radio"/>	Yes <input type="radio"/> No <input type="radio"/>	Yes <input type="radio"/> No <input type="radio"/>
e. Other assistance (employers, friends, etc.)..... (Exclude assistance from household members)	Yes <input type="radio"/> No <input type="radio"/>	Yes <input type="radio"/> No <input type="radio"/>	Yes <input type="radio"/> No <input type="radio"/>	Yes <input type="radio"/> No <input type="radio"/>
66E. INTERVIEWER CHECK ITEM G.I. Bill marked "YES" in 66D?	Yes <input type="radio"/> (Ask 66F) No <input type="radio"/> (Skip to 66H)	Yes <input type="radio"/> (Ask 66F) No <input type="radio"/> (Skip to 66H)	Yes <input type="radio"/> (Ask 66F) No <input type="radio"/> (Skip to 66H)	Yes <input type="radio"/> (Ask 66F) No <input type="radio"/> (Skip to 66H)
66F. How much did ... receive in G.I. Bill benefits during 1980?	\$ <input type="text"/> 0 0 0 0 0 1 1 1 1 1 2 2 2 2 2 3 3 3 3 3 4 4 4 4 4 5 5 5 5 5 6 6 6 6 6 7 7 7 7 7 8 8 8 8 8 9 9 9 9 9	\$ <input type="text"/> 0 0 0 0 0 1 1 1 1 1 2 2 2 2 2 3 3 3 3 3 4 4 4 4 4 5 5 5 5 5 6 6 6 6 6 7 7 7 7 7 8 8 8 8 8 9 9 9 9 9	\$ <input type="text"/> 0 0 0 0 0 1 1 1 1 1 2 2 2 2 2 3 3 3 3 3 4 4 4 4 4 5 5 5 5 5 6 6 6 6 6 7 7 7 7 7 8 8 8 8 8 9 9 9 9 9	\$ <input type="text"/> 0 0 0 0 0 1 1 1 1 1 2 2 2 2 2 3 3 3 3 3 4 4 4 4 4 5 5 5 5 5 6 6 6 6 6 7 7 7 7 7 8 8 8 8 8 9 9 9 9 9
66G. INTERVIEWER CHECK ITEM Sources other than G.I. Bill marked "Yes" in 66D?	Yes <input type="radio"/> (ASK 66H) No <input type="radio"/> (Skip to next person marked "Yes" in 66C or Go to next page)	Yes <input type="radio"/> (ASK 66H) No <input type="radio"/> (Skip to next person marked "Yes" in 66C or Go to next page)	Yes <input type="radio"/> (ASK 66H) No <input type="radio"/> (Skip to next person marked "Yes" in 66C or Go to next page)	Yes <input type="radio"/> (ASK 66H) No <input type="radio"/> (Skip to next person marked "Yes" in 66C or Go to next page)
66H. How much did ... receive in (other) educational assistance during 1980? (Go to 66D for next person marked "Yes" in 66C or Go to next page)	\$ <input type="text"/> 0 0 0 0 0 1 1 1 1 1 2 2 2 2 2 3 3 3 3 3 4 4 4 4 4 5 5 5 5 5 6 6 6 6 6 7 7 7 7 7 8 8 8 8 8 9 9 9 9 9	\$ <input type="text"/> 0 0 0 0 0 1 1 1 1 1 2 2 2 2 2 3 3 3 3 3 4 4 4 4 4 5 5 5 5 5 6 6 6 6 6 7 7 7 7 7 8 8 8 8 8 9 9 9 9 9	\$ <input type="text"/> 0 0 0 0 0 1 1 1 1 1 2 2 2 2 2 3 3 3 3 3 4 4 4 4 4 5 5 5 5 5 6 6 6 6 6 7 7 7 7 7 8 8 8 8 8 9 9 9 9 9	\$ <input type="text"/> 0 0 0 0 0 1 1 1 1 1 2 2 2 2 2 3 3 3 3 3 4 4 4 4 4 5 5 5 5 5 6 6 6 6 6 7 7 7 7 7 8 8 8 8 8 9 9 9 9 9
NOTES:				

67. Interviewer Check Item Entry in control card item 33 (family income) is: <input type="checkbox"/> M-N (Skip to next page) <input type="checkbox"/> A-L or "blank" 7				
NAME (Optional)				
LINE NUMBER (Item 18A)	Page 3	Page 4	Page 5	Page 6
68. AT ANY TIME DURING 1980 EVEN FOR ONE MONTH DID ANYONE IN THIS HOUSEHOLD RECEIVE: 68A. any public assistance or welfare payments from the State or local welfare office? Yes <input type="checkbox"/> 7 <input checked="" type="checkbox"/> No <input type="checkbox"/> (Skip to 69A)				
68B. Who received these payments? (Anyone else?) (Complete 68C to 68D for each person with a "Yes" in 68B)	Yes <input type="checkbox"/> No <input type="checkbox"/>	Yes <input type="checkbox"/> No <input type="checkbox"/>	Yes <input type="checkbox"/> No <input type="checkbox"/>	Yes <input type="checkbox"/> No <input type="checkbox"/>
68C. Did ... receive AFDC (ADC) or some other type of assistance payments? <input type="checkbox"/> AFDC (ADC) <input type="checkbox"/> Other <input type="checkbox"/> Both	<input type="checkbox"/> AFDC (ADC) <input type="checkbox"/> Other <input type="checkbox"/> Both	<input type="checkbox"/> AFDC (ADC) <input type="checkbox"/> Other <input type="checkbox"/> Both	<input type="checkbox"/> AFDC (ADC) <input type="checkbox"/> Other <input type="checkbox"/> Both	
68D. How much did ... receive in public assistance or welfare during 1980? (Go to 69C for next person with "Yes" in 68B or ask 69)	\$ <input type="text"/> 0 0 0 0 0 1 1 1 1 1 2 2 2 2 2 3 3 3 3 3 4 4 4 4 4 5 5 5 5 5 6 6 6 6 6 7 7 7 7 7 8 8 8 8 8 9 9 9 9 9 <input type="checkbox"/>	\$ <input type="text"/> 0 0 0 0 0 1 1 1 1 1 2 2 2 2 2 3 3 3 3 3 4 4 4 4 4 5 5 5 5 5 6 6 6 6 6 7 7 7 7 7 8 8 8 8 8 9 9 9 9 9 <input type="checkbox"/>	\$ <input type="text"/> 0 0 0 0 0 1 1 1 1 1 2 2 2 2 2 3 3 3 3 3 4 4 4 4 4 5 5 5 5 5 6 6 6 6 6 7 7 7 7 7 8 8 8 8 8 9 9 9 9 9 <input type="checkbox"/>	\$ <input type="text"/> 0 0 0 0 0 1 1 1 1 1 2 2 2 2 2 3 3 3 3 3 4 4 4 4 4 5 5 5 5 5 6 6 6 6 6 7 7 7 7 7 8 8 8 8 8 9 9 9 9 9 <input type="checkbox"/>
69. AT ANY TIME DURING 1980 DID ANYONE IN THIS HOUSEHOLD RECEIVE: 69A. any payments from the Veterans' Administration (VA) (other than we have already talked about)? Yes <input type="checkbox"/> 7 <input checked="" type="checkbox"/> No <input type="checkbox"/> (Go to next page)				
69B. Who received payments from the Veterans' Administration (VA)? (Anyone else?) (Complete 69C for each person with a "Yes" in 69B)	Yes <input type="checkbox"/> No <input type="checkbox"/>	Yes <input type="checkbox"/> No <input type="checkbox"/>	Yes <input type="checkbox"/> No <input type="checkbox"/>	Yes <input type="checkbox"/> No <input type="checkbox"/>
69C. How much did ... receive in payments from the Veterans' Administration during 1980? (Ask 69C for next person with "Yes" in 69B or go to next page)	\$ <input type="text"/> 0 0 0 0 0 1 1 1 1 1 2 2 2 2 2 3 3 3 3 3 4 4 4 4 4 5 5 5 5 5 6 6 6 6 6 7 7 7 7 7 8 8 8 8 8 9 9 9 9 9 <input type="checkbox"/>	\$ <input type="text"/> 0 0 0 0 0 1 1 1 1 1 2 2 2 2 2 3 3 3 3 3 4 4 4 4 4 5 5 5 5 5 6 6 6 6 6 7 7 7 7 7 8 8 8 8 8 9 9 9 9 9 <input type="checkbox"/>	\$ <input type="text"/> 0 0 0 0 0 1 1 1 1 1 2 2 2 2 2 3 3 3 3 3 4 4 4 4 4 5 5 5 5 5 6 6 6 6 6 7 7 7 7 7 8 8 8 8 8 9 9 9 9 9 <input type="checkbox"/>	\$ <input type="text"/> 0 0 0 0 0 1 1 1 1 1 2 2 2 2 2 3 3 3 3 3 4 4 4 4 4 5 5 5 5 5 6 6 6 6 6 7 7 7 7 7 8 8 8 8 8 9 9 9 9 9 <input type="checkbox"/>
NOTES: <div style="border: 1px dashed black; height: 150px; margin-top: 5px;"></div>				

NAME (Optional)	Page 3	Page 4	Page 5	Page 6
70. DURING 1980 DID ANYONE IN THIS HOUSEHOLD RECEIVE: 70A. Any child support payments? Yes <input checked="" type="radio"/> 7 No <input type="radio"/> (Skip to 71A)				
70B. Who received these payments? (Anyone else?) (Complete 70C for each person with a "Yes" in 70B) 70C. How much did ... receive in child support payments during 1980? (Ask 70C for next person with "Yes" in 70B or ask 71)	Yes <input type="radio"/> No <input type="radio"/> \$ <input type="text"/> 0 0 0 0 0 1 1 1 1 1 2 2 2 2 2 3 3 3 3 3 4 4 4 4 4 5 5 5 5 5 6 6 6 6 6 7 7 7 7 7 8 8 8 8 8 9 9 9 9 9	Yes <input type="radio"/> No <input type="radio"/> \$ <input type="text"/> 0 0 0 0 0 1 1 1 1 1 2 2 2 2 2 3 3 3 3 3 4 4 4 4 4 5 5 5 5 5 6 6 6 6 6 7 7 7 7 7 8 8 8 8 8 9 9 9 9 9	Yes <input type="radio"/> No <input type="radio"/> \$ <input type="text"/> 0 0 0 0 0 1 1 1 1 1 2 2 2 2 2 3 3 3 3 3 4 4 4 4 4 5 5 5 5 5 6 6 6 6 6 7 7 7 7 7 8 8 8 8 8 9 9 9 9 9	Yes <input type="radio"/> No <input type="radio"/> \$ <input type="text"/> 0 0 0 0 0 1 1 1 1 1 2 2 2 2 2 3 3 3 3 3 4 4 4 4 4 5 5 5 5 5 6 6 6 6 6 7 7 7 7 7 8 8 8 8 8 9 9 9 9 9
71. DURING 1980 DID ANYONE IN THIS HOUSEHOLD RECEIVE: 71A. Any alimony payments? Yes <input checked="" type="radio"/> 7 No <input type="radio"/> (Skip to 72A)				
71B. Who received these payments? (Anyone else?) (Complete 71C for each person with a "Yes" in 71B) 71C. How much did ... receive in alimony payments during 1980? (Ask 71C for next person with "Yes" in 71B or ask 72)	Yes <input type="radio"/> No <input type="radio"/> \$ <input type="text"/> 0 0 0 0 0 1 1 1 1 1 2 2 2 2 2 3 3 3 3 3 4 4 4 4 4 5 5 5 5 5 6 6 6 6 6 7 7 7 7 7 8 8 8 8 8 9 9 9 9 9	Yes <input type="radio"/> No <input type="radio"/> \$ <input type="text"/> 0 0 0 0 0 1 1 1 1 1 2 2 2 2 2 3 3 3 3 3 4 4 4 4 4 5 5 5 5 5 6 6 6 6 6 7 7 7 7 7 8 8 8 8 8 9 9 9 9 9	Yes <input type="radio"/> No <input type="radio"/> \$ <input type="text"/> 0 0 0 0 0 1 1 1 1 1 2 2 2 2 2 3 3 3 3 3 4 4 4 4 4 5 5 5 5 5 6 6 6 6 6 7 7 7 7 7 8 8 8 8 8 9 9 9 9 9	Yes <input type="radio"/> No <input type="radio"/> \$ <input type="text"/> 0 0 0 0 0 1 1 1 1 1 2 2 2 2 2 3 3 3 3 3 4 4 4 4 4 5 5 5 5 5 6 6 6 6 6 7 7 7 7 7 8 8 8 8 8 9 9 9 9 9
72. DURING 1980 DID ANYONE IN THIS HOUSEHOLD RECEIVE: 72A. Any (other) regular financial assistance from friends or relatives not living in this household? (Do not include loans) Yes <input checked="" type="radio"/> 7 No <input type="radio"/> (Skip to 73)				
72B. Who received this assistance? (Anyone else?) (Ask 72C for each person with a "Yes" in 72B) 72C. How much assistance did ... receive during 1980?	Yes <input type="radio"/> No <input type="radio"/> \$ <input type="text"/> 0 0 0 0 0 1 1 1 1 1 2 2 2 2 2 3 3 3 3 3 4 4 4 4 4 5 5 5 5 5 6 6 6 6 6 7 7 7 7 7 8 8 8 8 8 9 9 9 9 9	Yes <input type="radio"/> No <input type="radio"/> \$ <input type="text"/> 0 0 0 0 0 1 1 1 1 1 2 2 2 2 2 3 3 3 3 3 4 4 4 4 4 5 5 5 5 5 6 6 6 6 6 7 7 7 7 7 8 8 8 8 8 9 9 9 9 9	Yes <input type="radio"/> No <input type="radio"/> \$ <input type="text"/> 0 0 0 0 0 1 1 1 1 1 2 2 2 2 2 3 3 3 3 3 4 4 4 4 4 5 5 5 5 5 6 6 6 6 6 7 7 7 7 7 8 8 8 8 8 9 9 9 9 9	Yes <input type="radio"/> No <input type="radio"/> \$ <input type="text"/> 0 0 0 0 0 1 1 1 1 1 2 2 2 2 2 3 3 3 3 3 4 4 4 4 4 5 5 5 5 5 6 6 6 6 6 7 7 7 7 7 8 8 8 8 8 9 9 9 9 9
73. Sometimes people forget about small amounts of income, or income received for only part of the year. Did anyone in this household receive income from: 73A. Hobbies, home businesses, farms, or business interests not already covered? Yes <input type="radio"/> No <input type="radio"/> (If "Yes" marked in any, ask 73B, otherwise go to next page) Any unemployment compensation, welfare, or any other money income not already covered? Yes <input type="radio"/> No <input type="radio"/>				
73B. Who received this income? (Anyone else?) (Complete 73C & 73D for each person with a "Yes" in 73B) 73C. What was the source of this income? (Specify) 73D. How much did ... receive (Altogether) in 1980? (Go to 73C for next person with "Yes" in 73B or go to next page)	Yes <input type="radio"/> No <input type="radio"/> \$ <input type="text"/> 0 0 0 0 0 1 1 1 1 1 2 2 2 2 2 3 3 3 3 3 4 4 4 4 4 5 5 5 5 5 6 6 6 6 6 7 7 7 7 7 8 8 8 8 8 9 9 9 9 9	Yes <input type="radio"/> No <input type="radio"/> \$ <input type="text"/> 0 0 0 0 0 1 1 1 1 1 2 2 2 2 2 3 3 3 3 3 4 4 4 4 4 5 5 5 5 5 6 6 6 6 6 7 7 7 7 7 8 8 8 8 8 9 9 9 9 9	Yes <input type="radio"/> No <input type="radio"/> \$ <input type="text"/> 0 0 0 0 0 1 1 1 1 1 2 2 2 2 2 3 3 3 3 3 4 4 4 4 4 5 5 5 5 5 6 6 6 6 6 7 7 7 7 7 8 8 8 8 8 9 9 9 9 9	Yes <input type="radio"/> No <input type="radio"/> \$ <input type="text"/> 0 0 0 0 0 1 1 1 1 1 2 2 2 2 2 3 3 3 3 3 4 4 4 4 4 5 5 5 5 5 6 6 6 6 6 7 7 7 7 7 8 8 8 8 8 9 9 9 9 9

APPENDIX A1

INDUSTRY CLASSIFICATION (3-digit)

(Numbers in parentheses are the SIC
code equivalents)*

Census
Code

AGRICULTURE, FORESTRY, AND FISHERIES

- 017 Agricultural production (01)
- 018 Agricultural services, exc. horticultural (07
except 0713 and 073)
- 019 Horticultural services (073)
- 027 Forestry (08)
- 028 Fisheries (09)

MINING

- 047 Metal mining (10)
- 048 Coal mining (11, 12)
- 049 Crude petroleum and natural gas extractions (13)
- 057 Nonmetallic mining and quarrying, exc. fuel (14)

CONSTRUCTION

- 067 General building contractors (15)
- 068 General contractors, exc. building (16)
- 069 Special trade contractors (17)
- 077 Not specified construction

MANUFACTURING

Durable goods

- Lumber and wood products, exc. furniture
 - 107 Logging (241)
 - 108 Sawmills, planing mills, and mill work (242, 243)
 - 109 Miscellaneous wood products (244, 249)
- 118 Furniture and fixtures (25)
- Stone, clay, and glass products
 - 119 Glass and glass products (321-323)
 - 127 Cement, concrete, gypsum, and plaster products (324, 327)
 - 128 Structural clay products (325)
 - 137 Pottery and related products (326)
 - 138 Miscellaneous nonmetallic mineral and stone
products (328, 329)

*SIC code equivalents reflect the 1967 SIC code descriptions

- Metal industries
 - 139 Blast furnaces, steel works, rolling and finishing mills (3312, 3313)
 - 147 Other primary iron and steel industries (3315-3317, 332, 3391, part 3399)
 - 148 Primary aluminum industries (3334, part 334, 3352, 3361, part 3392, part 3399)
 - 149 Other primary nonferrous industries (3331-333, 3339, part 334, 3351, 3356, 3357, 3362, 3369, part 3392, part 3399)
 - 157 Cutlery, hand tools, and other hardware (342)
 - 158 Fabricated structural metal products (344)
 - 159 Screw machine products (345)
 - 167 Metal stamping (346)
 - 168 Miscellaneous fabricated metal products (341, 343, 347, 348, 349)
 - 169 Not specified metal industries
- Machinery, except electrical
 - 177 Engines and turbines (351)
 - 178 Farm machinery and equipment (352)
 - 179 Construction and material handling machines (353)
 - 187 Metalworking machinery (354)
 - 188 Office and accounting machines (357 exc. 3573)
 - 189 Electronic computing equipment (3573)
 - 197 Machinery, exc. electrical, n.e.c. (355, 356, 358, 359)
 - 198 Not specified machinery
- Electrical machinery, equipment, and supplies
 - 199 Household appliances (363)
 - 207 Radio, T.V., and communication equipment (365, 366)
 - 208 Electrical machine, equipment, and supplies, n.e.c. (361, 362, 364, 367, 369)
 - 209 Not specified electrical machinery, equipment, and supplies
- Transportation equipment
 - 219 Motor vehicles and motor vehicle equipment (371)
 - 227 Aircraft and parts (372)
 - 228 Ship and boat building and repairing (373)
 - 229 Railroad locomotives and equipment (374)
 - 237 Mobile dwellings and campers (3791)
 - 238 Cycles and miscellaneous transportation equipment (375, 3799)
- Professional and photographic equipment, and watches
 - 239 Scientific and controlling instruments (381, 382)
 - 247 Optical and health services supplies (383, 384, 385)
 - 248 Photographic equipment and supplies (386)
 - 249 Watches, clocks, and clock-work-operated devices (387)
 - 257 Not specified professional equipment
- 258 Ordnance (19)
- 259 Miscellaneous manufacturing industries (39)

Nondurable goods

- Food and kindred products
 - 268 Meat products (201)

269 Dairy products (202
 278 Canning and preserving fruits, vegetables,
 and sea foods (203)
 279 Grain-mill products (204, 0713)
 287 Bakery products (205)
 288 Confectionery and related products (207)
 289 Beverage industries (208)
 297 Miscellaneous food preparation and kindred
 products (206, 209)
 298 Not specified food industries
 299 Tobacco manufactures (21)
 Textile mill products
 307 Knitting mills (225)
 308 Dyeing and finishing textiles, exc. wool and
 knit goods (226)
 309 Floor coverings, exc. hard surface (227)
 317 Yarn, thread, and fabric mills (221-224, 228)
 318 Miscellaneous textile mill products (229)
 Apparel and other fabricated textile products
 319 Apparel and accessories (231-238)
 327 Miscellaneous fabricated textile products (239)
 Paper and allied products
 328 Pulp, paper, and paperboard mills (261-263, 266)
 329 Miscellaneous paper and pulp products (264)
 337 Paperboard containers and boxes (265)
 Printing, publishing, and allied industries
 338 Newspaper publishing and printing (271)
 339 Printing, publishing, and allied industries,
 except newspapers (272-279)
 Chemicals and allied products
 347 Industrial chemicals (281)
 348 Plastics, synthetics and resins, exc. fibers
 (282, exc. 2823 and 2824)
 349 Synthetic fibers (2823, 2824)
 357 Drugs and medicines (283)
 358 Soaps and cosmetics (284)
 359 Paints, varnishes, and related products (285)
 367 Agricultural chemicals (287)
 368 Miscellaneous chemicals (286, 289)
 369 Not specified chemicals and allied products
 Petroleum and coal products
 377 Petroleum refining (291)
 378 Miscellaneous petroleum and coal products (295, 299)
 Rubber and miscellaneous plastic products
 379 Rubber products (301-303, 306)
 387 Miscellaneous plastic products (307)
 Leather and leather products
 388 Tanned, curried, and finished leather (311)
 389 Footwear, except rubber (313, 314)
 397 Leather products, exc. footwear (312, 315-317, 319)
 398 Not specified manufacturing industries

TRANSPORTATION, COMMUNICATIONS, AND
OTHER PUBLIC UTILITIES

Transportation

- 407 Railroads and railway express service (40)
- 408 Street railways and bus lines (411, 413-415, 417)
- 409 Taxicab service (412)
- 417 Trucking service (421, 423)
- 418 Warehousing and storage (422)
- 419 Water transportation (44)
- 427 Air transportation (45)
- 428 Pipe lines, except natural gas (46)
- 429 Services incidental to transportation (47)

Communications

- 447 Radio broadcasting and television (483)
- 448 Telephone (wire and radio) (481)
- 449 Telegraph and miscellaneous communication services (482, 489)

Utilities and sanitary services

- 467 Electric light and power (491)
- 468 Electric-gas utilities (493)
- 469 Gas and steam supply systems (492, 496)
- 477 Water supply (494)
- 478 Sanitary services (495)
- 479 Other and not specified utilities (497)

WHOLESALE AND RETAIL TRADE

Wholesale trade

- 507 Motor vehicles and equipment (501)
- 508 Drugs, chemicals, and allied products (502)
- 509 Dry goods and apparel (503)
- 527 Food and related products (504)
- 528 Farm products --raw materials (505)
- 529 Electrical goods (506)
- 537 Hardware, plumbing, and heating supplies (507)
- 538 Not specified electrical and hardware products
- 539 Machinery equipment and supplies (508)
- 557 Metals and minerals, n.e.c. (5091)
- 558 Petroleum products (5092)
- 559 Scrap and waste materials (5093)
- 567 Alcoholic beverages (5095)
- 568 Paper and its products (5096)

- 569 Lumber and construction materials (5098)
- 587 Wholesalers, n.e.c. (5094, 5097, 5099)
- 588 Not specified wholesale trade

Retail trade

- 607 Lumber and building material retailing (521-524)
- 608 Hardware and farm equipment stores (525)
- 609 Department and mail order establishments (531, 532)
- 617 Limited price variety stores (533)
- 618 Vending machine operators (534)
- 619 Direct selling establishments (535)
- 627 Miscellaneous general merchandise stores (539)
- 628 Grocery stores (541)
- 629 Dairy products stores (545)
- 637 Retail bakeries (546)
- 638 Food stores, n.e.c. (542-544, 549)
- 639 Motor vehicle dealers (551, 552)
- 647 Tire, battery, and accessory dealers (553)
- 648 Gasoline service stations (554)
- 649 Miscellaneous vehicle dealers (559)
- 657 Apparel and accessories stores, exc. shoe stores
(56 exc. 566)
- 658 Shoe stores (566)
- 667 Furniture and home furnishings stores (571)
- 668 Household appliances, TV, and radio stores
(572, 573)
- 669 Eating and drinking places (58)
- 677 Drug stores (591)
- 678 Liquor stores (592)
- 679 Farm and garden supply stores (596)
- 687 Jewelry stores (597)
- 688 Fuel and ice dealers (598)
- 689 Retail florists (5992)
- 697 Miscellaneous retail stores (593-595, 599
exc. 5992)
- 698 Not specified retail trade

FINANCE, INSURANCE, AND REAL ESTATE

- 707 Banking (60)
- 708 Credit agencies (61)
- 709 Security, commodity brokerage, and investment
companies (62, 67)
- 717 Insurance (63, 64)
- 718 Real estate, incl. real estate-insurance-law
offices (65, 66)

BUSINESS AND REPAIR SERVICES

- 727 Advertising (731)
- 728 Services to dwellings and other building (734)
- 729 Commercial research, development, and testing
labs (7391, 7397)
- 737 Employment and temporary help agencies (736, 7398)
- 738 Business management and consulting services
(part 7392)
- 739 Computer programing services (part 7393)
- 747 Detective and protective services (7393)
- 748 Business services, n.e.c. (732, 733, 735, 7394
7395, 7396, 7399)
- 749 Automobile services, exc. repair (751, 752, 754)
- 757 Automobile repair and related services (753)
- 758 Electrical repair shops (762, 7694)
- 759 Miscellaneous repair services (763, 764, 769,
exc. 7694)

PERSONAL SERVICES

- 769 Private households (88)
- 777 Hotels and motels (701)
- 778 Lodging places, exc. hotels and motels (702, 703, 704)
- 779 Laundering, cleaning, and other garment services
(721, 727)
- 787 Beauty shops (723)
- 788 Barber shops (724)
- 789 Shoe repair shops (725)
- 797 Dressmaking shops (part 729)
- 798 Miscellaneous personal services (722, 726,
part 729)

ENTERTAINMENT AND RECREATION SERVICES

- 807 Theaters and motion pictures (78, 792)
- 808 Bowling alleys, billiard and pool parlors (793)
- 809 Miscellaneous entertainment and recreation
services (791, 794)

PROFESSIONAL AND RELATED SERVICES

- 828 Offices of physicians (801, 803)
- 829 Offices of dentists (802)
- 837 Offices of chiropractors (804)
- 838 Hospitals (806)
- 839 Convalescent institutions (8092)
- 847 Offices of health practitioners, n.e.c.
(part 8099)
- 848 Health services, n.e.c. (807, part 8099)
- 849 Legal services (81)
- 857 Elementary and secondary schools (821)

- 858 Colleges and universities (822)
- 859 Libraries (823)
- 867 Educational services, n.e.c. (824, 829)
- 868 Not specified educational services
- 869 Museums, art galleries, and zoos (84)
- 877 Religious organizations (866)
- 878 Welfare services (part 867)
- 879 Residential welfare facilities (part 867)
- 887 Nonprofit membership organizations (861-865, 869)
- 888 Engineering and architectural services (891)
- 889 Accounting, auditing, and bookkeeping services (893)
- 897 Miscellaneous professional and related services (892, 899)

PUBLIC ADMINISTRATION

- 907 Postal service (part 9190)
- 917 Federal public administration (part 9190, 9490)
- 927 State public administration (9290)
- 937 Local public administration (9390)

APPENDIX A2

Detailed Industry Recodes

(01-51)

<u>Detailed Industry</u>	<u>Recodes</u>	<u>IND</u>
Goods-producing industries		(017-019, 047-398)
Agricultural production	01	017
Agricultural services	02	018-019
Mining	03	047-057
Construction	04	067-077
Manufacturing		(107-398)
Durable goods		(107-259)
Ordinance	05	258
Lumber	06	107-109
Furniture	07	118
Stone, clay, glass	08	119-138
Primary metals	09	139-149
Fabricated metals (incl. not spec. metal)	10	157-169
Machinery, exc. elect.	11	177-198
Electrical equipment	12	199-209
Transportation equipment		(219-238)
Automobiles	13	219
Aircraft	14	227
Other transportation equipment	15	228-238
Instruments	16	239-257
Miscellaneous	17	259
Nondurable goods		(268-398)
Food 18	268-298	299
Tobacco	19	307-318
Textiles	20	319-327
Apparel	21	328-337
Paper	22	338-339
Printing	23	347-369
Chemicals	24	377-378
Petroleum	25	377-378
Rubber and plastics	26	388-398
Leather and not specified manufacturing	27	(027, 028, 407-937)
Service Producing Industries		(407-479)
Transportation and public utilities		407
Railroads and railway express	28	408-429
Other Transportation	29	447-449
Communications	30	467-479
Other public utilities	31	

Trade		(507-698)
Wholesale	32	507-588
Retail		(607-698)
Eating and drinking places	33	669
Other retail	34	607-668, 677-698
Finance, insurance, and real estate		(707-718)
Banking and other finance	35	707-709
Insurance and real estate	36	717-718
Private Household service	37	769
Miscellaneous services		
Business and repair		(727-759)
Business	38	727-748
Repair	39	749-759
Personal services, except private household	40	777-798
Entertainment and recreation	41	807-809
Professional services		
Medical, except hospitals	42	828-837, 839-848
Hospitals	43	838
Welfare and religious	44	877-879
Educational	45	857-868
Other professional	46	849, 869, 887-897
Forestry and fisheries	47	027, 028
Public administration		(907-937)
Postal 48 ✓	907 ✓	
Other federal		917
State 50 ✓	927 ✓	
Local 51 ✓	937 ✓	

APPENDIX A3

Major Industry Recode

<u>1970 Major Industry (1)</u>	<u>Recodes</u>	<u>IND</u>
(Excludes Agriculture and Private Household)	00	
Agriculture, Forestry, and Fisheries	01	(017-028)
Mining	01 02	047-057
Construction	02 03	067-077
Manufacturing		(107-398)
Durable goods	03 04	107-259
Nondurable goods	04 05	268-398
Transportation, and public utilities	06	(407-479)
Railroads and railway express	05	407
Other transportation	06	408-429
Other utilities	07	447-479
Wholesale and retail trade		(507-698)
Wholesale trade	08 07	507-588
Retail trade	09 08	607-698
Finance, insurance, and real estate	10 09	707-718
Miscellaneous services		
Business and repair	11 10	727-759
Personal, except private household	11	
Entertainment and recreation	12	777-798
Medical, except hospitals	13	807-809
Hospitals	14	828-837, 839-848
Welfare and religious	15	838
Education	16	877-879
Other professional services	17	857-868
Forestry and fisheries	18	849, 869, 887-897
Public administration	19	027, 028
	20 15	907-937

Private Household 769
Professional and related services 828-897

APPENDIX B1

Occupation Classification

<u>Census Code</u>	PROFESSIONAL, TECHNICAL, AND KINDRED WORKERS
001	Accountants
002	Architects
	Computer specialists
003	Computer programmers
004	Computer systems analysts
005	Computer specialists, n.e.c.
	Engineers
006	Aeronautical and astronautical engineers
010	Chemical engineers
011	Civil engineers
012	Electrical and electronic engineers
013	Industrial engineers
014	Mechanical engineers
015	Metallurgical and materials engineers
020	Mining engineers
021	Petroleum engineers
022	Sales engineers
023	Engineers, n.e.c.
024	Farm management advisors
025	Foresters and conservationists
026	Home management advisors
	Lawyers and judges
030	Judges
031	Lawyers
	Librarians, archivists, and curators
032	Librarians
033	Archivists and curators
	Mathematical specialists
034	Actuaries
035	Mathematicians
036	Statisticians
	Life and physical scientists
042	Agricultural scientists
043	Atmospheric and space scientists
044	Biological scientists
045	Chemists
051	Geologists
052	Marine scientists
053	Physicists and astronomers
054	Life and physical scientists, n.e.c.
055	Operations and systems researchers and analysts
056	Personnel and labor relations workers
	Physicians, dentists, and related practitioners
061	Chiropractors
062	Dentists
063	Optometrists

064	Pharmacists
065	Physicians, medical and osteopathic
071	Podiatrists
072	Veterinarians
073	Health practitioners, n.e.c.
	Nurses, dietitians, and therapists
074	Dietitians
075	Registered nurses
076	Therapists
	Health technologists and technicians
080	Clinical laboratory technologists and technicians
081	Dental hygienists
082	Health record technologists and technicians
083	Radiologic technologists and technicians
084	Therapy assistants
085	Health technologists and technicians, n.e.c.
	Religious workers
086	Clergymen
090	Religious workers, n.e.c.
	Social scientists
091	Economists
092	Political scientists
093	Psychologists
094	Sociologists
095	Urban and regional planners
096	Social scientists, n.e.c.
	Social and recreation workers
100	Social workers
101	Recreation workers
	Teachers, college and university
102	Agriculture teachers
103	Atmospheric, earth, marine, and space teachers
104	Biology teachers
105	Chemistry teachers
110	Physics teachers
111	Engineering teachers
112	Mathematics teachers
113	Health specialties teachers
114	Psychology teachers
115	Business and commerce teachers
116	Economic teachers
120	History teachers
121	Sociology teachers
122	Social science teachers, n.e.c.
123	Art, drama, and music teachers
124	Coaches and physical education teachers
125	Education teachers
126	English teachers
130	Foreign language teachers
131	Home economics teachers
132	Law teachers
133	Theology teachers
134	Trade, industrial, and technical teachers

135 Miscellaneous teachers, college and university
 140 Teachers, college and university,
 subject not specified
 Teachers, except college and university
 141 Adult education teachers
 142 Elementary school teachers
 143 Prekindergarten and kindergarten teachers
 144 Secondary school teachers
 145 Teachers, except college and university, n.e.c.
 Engineering and science technicians
 150 Agriculture and biological technicians, except
 health
 151 Chemical technicians
 152 Draftsmen
 153 Electrical and electronic engineering technicians
 154 Industrial engineering technicians
 155 Mechanical engineering technicians
 156 Mathematical technicians
 161 Surveyors
 162 Engineering and science technicians, n.e.c.
 Technicians, except health, and engineering
 and science
 163 Airplane pilots
 164 Air traffic controllers
 165 Embalmers
 170 Flight engineers
 171 Radio operators
 172 Tool programmers, numerical control
 173 Technicians, n.e.c.
 174 Vocational and educational counselors
 Writers, artists, and entertainers
 175 Actors
 180 Athletes and kindred workers
 181 Authors
 182 Dancers
 183 Designers
 184 Editors and reporters
 185 Musicians and composers
 190 Painters and sculptors
 191 Photographers
 192 Public relations men and publicity writers
 193 Radio and television announcers
 194 Writers, artists, and entertainers, n.e.c.
 195 Research workers, not specified

MANAGERS AND ADMINISTRATORS, EXCEPT FARM

201 Assessors, controllers, and treasurers;
 local public administration
 202 Bank officers and financial managers
 203 Buyers and shippers, farm products

205 Buyers, wholesale and retail trade
 210 Credit men
 211 Funeral directors
 212 Health administrators
 213 Construction inspectors, public administration
 215 Inspectors, except construction, public administration
 216 Managers and superintendents; building
 220 Office managers, n.e.c.
 221 Officers, pilots, and pursers; ship
 222 Officials and administrators; public
 administration, n.e.c.
 223 Officials of lodges, societies, and unions
 224 Postmasters and mail superintendents
 225 Purchasing agents and buyers, n.e.c.
 226 Railroad conductors
 230 Restaurant, cafeteria, and bar managers
 231 Sales managers and department heads, retail trade
 233 Sales managers, except retail trade
 235 School administrators, college
 240 School administrators, elementary and secondary
 245 Managers and administrators, n.e.c.

SALES WORKERS

260 Advertising agents and salesmen
 261 Auctioneers
 262 Demonstrators
 264 Hucksters and peddlers
 265 Insurance agents, brokers, and underwriters
 266 Newsboys
 270 Real estate agents and brokers
 271 Stock and bond salesmen
 280 Salesmen and sales clerks, n.e.c.
 281 Sales representatives, manufacturing industries
 282 Sales representatives, wholesale trade
 283 Sales clerks, retail trade
 284 Salesmen, retail trade
 285 Salesmen of services and construction
 296 Sales workers - allocated

CLERICAL AND KINDRED WORKERS

301 Bank tellers
 303 Billing clerks
 305 Bookkeepers
 310 Cashiers
 311 Clerical assistants, social welfare
 312 Clerical supervisors, n.e.c.
 313 Collectors, bill and account
 314 Counter clerks, except food
 315 Dispatchers and starters, vehicle
 320 Enumerators and interviewers

321 Estimators and investigators, n.e.c.
 323 Expeditors and production controllers
 325 File clerks
 326 Insurance adjusters, examiners, and investigators
 330 Library attendants and assistants
 331 Mail carriers, post office
 332 Mail handlers, except post office
 333 Messengers and office boys
 334 Meter readers, utilities
 Office machine operators
 341 Bookkeeping and billing machine operators
 342 Calculating machine operators
 343 Computer and peripheral equipment operators
 344 Duplicating machine operators
 345 Key punch operators
 350 Tabulating machine operators
 355 Office machine operators, n.e.c.
 360 Payroll and timekeeping clerks
 361 Postal clerks
 362 Proofreaders
 363 Real estate appraisers
 364 Receptionists
 Secretaries
 370 Secretaries, legal
 371 Secretaries, medical
 372 Secretaries, n.e.c.
 374 Shipping and receiving clerks
 375 Statistical clerks
 376 Stenographers
 381 Stock clerks and storekeepers
 382 Teacher aides, exc. school monitors
 383 Telegraph messengers
 384 Telegraph operators
 385 Telephone operators
 390 Ticket, station, and express agents
 391 Typists
 392 Weighers
 394 Miscellaneous clerical workers
 395 Not specified clerical workers

CRAFTSMEN AND KINDRED WORKERS

401 Automobile accessories installers
 402 Bakers
 403 Blacksmiths
 404 Boilermakers
 405 Bookbinders
 410 Brickmasons and stonemasons
 411 Brickmasons and stonemasons, apprentices
 412 Bulldozer operators
 413 Cabinetmakers
 415 Carpenters

416 Carpenter apprentices
 420 Carpet installers
 421 Cement and concrete finishers
 422 Compositors and typesetters
 423 Printing trades apprentices, exc. pressmen
 424 Cranemen, derrickmen, and hoistmen
 425 Decorators and window dressers
 426 Dental laboratory technicians
 430 Electricians
 431 Electrician apprentices
 433 Electric power linemen and cablemen
 434 Electrotypers and stereotypers
 435 Engravers, exc. photoengravers
 436 Excavating, grading, and road machine operators;
 exc. bulldozer
 440 Floor layers, exc. tile setters
 441 Foremen, n.e.c.
 442 Forgemen and hammermen
 443 Furniture and wood finishers
 444 Furriers
 445 Glaziers
 446 Heat treaters, annealers, and temperers
 450 Inspectors, scalers, and graders; log and lumber
 452 Inspectors, n.e.c.
 453 Jewelers and watchmakers
 454 Job and die setters, metal
 455 Locomotive engineers
 456 Locomotive firemen
 461 Machinists
 462 Machinists apprentices
 Mechanics and repairmen
 470 Air conditioning, heating, and refrigeration
 471 Aircraft
 472 Automobile body repairmen
 473 Automobile mechanics
 474 Automobile mechanic apprentices
 475 Data processing machine repairmen
 480 Farm implement
 481 Heavy equipment mechanics, incl. diesel
 482 Household appliance and accessory installers
 and mechanics
 483 Loom fixers
 484 Office machine
 485 Radio and television
 486 Railroad and car shop
 491 Mechanic, exc. auto, apprentices
 492 Miscellaneous mechanics and repairmen
 495 Not specified mechanics and repairmen
 501 Millers; grain, flour, and feed
 502 Millwrights
 503 Molders, metal
 504 Molder apprentices
 505 Motion picture projectionists

506 Opticians and lens grinders and polishers
 510 Painters, construction and maintenance
 511 Painter apprentices
 512 Paperhangers
 514 Pattern and model makers, exc. paper
 515 Photoengravers and lithographers
 516 Piano and organ tuners and repairmen
 520 Plasters
 521 Plasterer apprentices
 522 Plumbers and pipe fitters
 523 Plumber and pipe fitter apprentices
 525 Power station operators
 530 Pressmen and plate printers, printing
 531 Pressman apprentices
 533 Rollers and finishers, metal
 534 Roofers and slaters
 535 Sheetmetal workers and tinsmiths
 536 Sheetmetal apprentices
 540 Shipfitters
 542 Shoe repairmen
 543 Sign painters and letterers
 545 Stationary engineers
 546 Stone cutters and stone carvers
 550 Structural metal craftsmen
 551 Tailors
 552 Telephone installers and repairmen
 554 Telephone linemen and splicers
 560 Tile setters
 561 Tool and die makers
 562 Tool and die maker apprentices
 563 Upholsterers
 571 Specified craft apprentices, n.e.c.
 572 Not specified apprentices
 575 Craftsmen and kindred workers, n.e.c.
 580 Former members of the Armed Forces

OPERATIVE, EXCEPT TRANSPORT

601 Asbestos and insulation workers
 602 Assemblers
 603 Blasters and powdermen
 604 Bottling and canning operatives
 605 Chainmen, rodmen, and axmen, surveying
 610 Checkers, examiners, and inspectors, manufacturing
 611 Clothing ironers and pressers
 612 Cutting operatives, n.e.c.
 613 Dressmakers and seamstresses, except factory
 614 Drillers, earth
 615 Dry wall installers and lathers
 620 Dyers
 621 Filers, polishers, sanders, and buffers
 622 Furnacemen, smeltermen, and pourers

623	Garage workers and gas station attendants
624	Graders and sorters, manufacturing
625	Produce graders and packers, exc. factory and farm
626	Heaters, metal
630	Laundry and dry cleaning operatives, n.e.c.
631	Meat cutters and butchers, exc. manufacturing
633	Meat cutters and butchers, manufacturing
634	Meat wrappers, retail trade
635	Metal platers
636	Milliners
640	Mine operatives, n.e.c.
641	Mixing operative
642	Oilers and greasers, exc. auto
643	Packers and wrappers, exc. meat and produce
644	Painters, manufactured articles
645	Photographic process workers
	Precision machine operatives
650	Drill press operatives
651	Grinding machine operatives
652	Lathe and milling machine operatives
653	Precision machine operatives, n.e.c.
656	Punch and stamping press operatives
660	Riveters and fasteners
661	Sailors and deckhands
662	Sawyers
663	Sewers and stitchers
664	Shoemaking machine operatives
665	Solderers
666	Stationary firemen
	Textile operatives
670	Carding, lapping, and combing operatives
671	Knitters, loopers, and toppers
672	Spinners, twistors, and winders
673	Weavers
674	Textile operatives, n.e.c.
680	Welders and flame-cutters
681	Winding operatives, n.e.c.
690	Machine operatives, miscellaneous specified
692	Machine operatives, not specified
694	Miscellaneous operatives
695	Not specified operatives

TRANSPORT EQUIPMENT OPERATIVES

701	Boatmen and canalmen
703	Busdrivers
704	Conductors and motormen, urban rail transit
705	Deliverymen and routemen
706	Fork lift and tow motor operatives
710	Motormen; mine, factory, logging camp, etc.
711	Parking attendants
712	Railroad brakemen

713 Railroad switchmen
714 Taxicab drivers and chauffeurs
715 Truck drivers

LABORERS, EXCEPT FARM

740 Animal caretakers, exc. farm
750 Carpenters' helpers
751 Construction laborers, exc. carpenters' helpers
752 Fishermen and oystermen
753 Freight and material handlers
754 Garbage collectors
755 Gardeners and groundskeepers, exc. farm
760 Longshoremen and stevedores
761 Lumbermen, raftsmen, and woodchoppers
762 Stockhandlers
763 Teamsters
764 Vehicle washers and equipment cleaners
770 Warehousemen, n.e.c.
780 Miscellaneous laborers
785 Not specified laborers

FARMERS AND FARM MANAGERS

801 Farmers (owners and tenants)
802 Farm managers

FARM LABORERS AND FARM FOREMEN

821 Farm foremen
822 Farm laborers, wage workers
823 Farm laborers, unpaid family workers
824 Farm service laborers, self-employed

SERVICE WORKERS, EXC. PRIVATE HOUSEHOLD

Cleaning service workers
901 Chambermaids and maids, exc. private households
902 Cleaners and charwomen
903 Janitors and sextons
Food service workers
910 Bartenders
911 Busboys
912 Cooks, exc. private household
913 Dishwashers
914 Food counter and fountain workers
915 Waiters
916 Food service workers, n.e.c., exc.
private household

921	Dental assistants
922	Health aides, exc. nursing
923	Health trainees
924	Lay midwives
925	Nursing aides, orderlies, and attendants
926	Practical nurses
	Personal service workers
931	Airline stewardesses
932	Attendants, recreation and amusement
933	Attendants, personal service, n.e.c.
934	Baggage porters and bellhops
935	Barbers
940	Boarding and lodginghouse keepers
941	Bootblacks
942	Child care workers, exc. private household
943	Elevator operators
944	Hairdressers and cosmetologists
945	Personal service apprentices
950	Housekeepers, exc. private household
952	School monitors
953	Ushers, recreation and amusement
954	Welfare service aides
	Protective service workers
960	Crossing guards and bridge tenders
961	Firemen, fire protection
962	Guards and watchmen
963	Marshals and constables
964	Policemen and detectives
965	Sheriffs and bailiffs

PRIVATE HOUSEHOLD WORKERS

980	Child care workers, private household
981	Cooks, private household
982	Housekeepers, private household
983	Laundresses, private household
984	Maids and servants, private household

APPENDIX B2

Detailed Occupation Recodes (01-44)

<u>Detailed 2-digit Occupation</u>	<u>Recodes</u>	<u>Occ. Codes</u>	<u>IND</u>
Professional, technical, and kindred workers		(001-195)	
Engineers	01	006-023	
Physicians, dentists, and related practitioners	02	061-073	
Health workers, except practitioners	03	074-085	
Teachers, except college	04	141-145	
Engineering and science technicians	05	150-162	
Other professionals-salaried (1,2 Class of Worker)	06	All other 0xx & 1xx	
Other professionals-self-employed (3,4 Class of Workers)	07		
Managers and administrator, except farm		(201-245)	
Salaried-Manufacturing (1,2 Class of Worker)	08		107-398
Salaried-Other industries (1,2 Class of Worker)	09		All other ind.
Self-employed--retail trade (3,4 Class of Worker)	10		607-698
Self-employed--other industries (3,4 Class of Worker)	11		017-588, 707-937
Sales workers		(260-285)	
Retail trade	12		607-698
Other	13		017-588, 707-937
Clerical workers		(301-395)	
Bookkeepers	14	305	
Office machine operators	15	341-355	
Stenographers, typists, and secretaries	16	370-372, 376, 391	
Other clerical workers	17	All other 3xx	
Craftsmen and kindred workers		(401-575)	
Carpenters	18	415, 416	
Other construction craftsmen	19	410-412, 421, 430 431, 436, 440, 510- 512, 520-523, 534, 550, 560	
Foreman (n.e.c.)	20	441	

Machinists and job setters	21	454,461,462	
Metal craftsmen, except mechanics and machinists and job setters	22	403,404,442,446, 502-504,514,533, 535,536,540,561, 562	
Mechanics--auto	23	472-474	
Mechanics, except auto	24	470,471,475-495	
All other craftsmen	25	All other 4xx & 5xx (601-695)	
Operatives except transport	26		047-057
Mine workers	26		
Motor vehicles and equip- ment	27		219
Other durable goods	28		107-209,227-259
Nondurable goods	29		268-398
All other	30		017-028,067-077, 407-937
Transport equipment operatives		(701-715)	
Drivers and deliverymen	31	703,705,714,715	
All others	32	701,704,706-713 (740-785)	
Nonfarm laborers			
Construction	33		067-077
Manufacturing	34		107-398
All other	35		017-057,407-937
Private household workers	36	980-984	
Service workers, except private household		(901-965)	
Cleaning service	37	901-903	
Food service	38	910-916	
Health service	39	921-926	
Personal service	40	931-954	
Protective service	41	960-965	
Farmers and farm managers	42	801-802	
Farm laborers and foremen		(821-824)	
Paid laborers and foremen	43	821,822,824	
Unpaid family laborers	44	823	

APPENDIX B3

Major Occupation Group Recodes (01-13)

<u>Major Occupation Group</u>	<u>Recodes</u>	<u>IOCC</u>
White-collar workers		(001-395)
Professional, technical, and kindred workers	01	001-195
Managers and administrators, except farm	02	201-245
Clerical and kindred workers	03 ^{sk} 7 ^{sk} 1	260-285
Sales workers	04	301-395
Blue-collar workers		(401-785)
Craftsmen and kindred workers	05	401-575
Operatives, except transport	06	601-695
Transport equipment operatives	07	701-715
Nonfarm laborers	08	740-785
Service workers		(901-984)
Private household workers	09	980-984
All other service workers	10	901-965
Farm workers		(801-824)
Farm and farm managers	11	801-802
Farm laborers and foremen	12	821-824
No previous full-time work experience	13	Never Worked

APPENDIX C

Selected Tables From the Current
Population Survey, March 1981

B00010-MARCH SUPPLEMENT - 1
DATE 091681 PAGE

MATRIX:00010

DBB : DSMARCH81*3MTRANSUNITD(0)

MDB : DSMARCH81*USER3MOUT(1)

TABLE 1 POPULATION BY AGE, RACE, SEX, ORIGIN, AND POPULATION STATUS:

[A] : [B] RACE AND SEX : [C] : [D]

[D] : MARCH SUPPLEMENT - WEIGHTED COUNT (IN THOUSANDS)

[C] : TOTAL PERSONS

ALL RACES										WHITE				BLACK AND OTHER				BLACK					
TOTAL		MALE		FEMALE		TOTAL		MALE		FEMALE		TOTAL		MALE		FEMALE		TOTAL		MALE		FEMALE	
TOTAL.	225242	109093	116149	193075	93859	99217	32166	15234	16932	26455	12319	14135	3819	10317	8448	10317	8448	10317	8448	10317	8448	10317	
LESS THAN 15 YEARS OLD.	51160	26144	25016	41860	21409	20451	78766	41860	21409	20451	78766	41860	21409	20451	78766	41860	21409	20451	78766	41860	21409	20451	
15+ YEARS OLD.	174081	82949	91133	151216	72449	78766	151216	72449	78766	151216	72449	78766	151216	72449	78766	151216	72449	78766	151216	72449	78766	151216	
[C] : CIVILIANS																							
TOTAL.		224425	108276	116149	192398	93181	99217	32027	15094	16932	26348	12213	14135	3819	10317	8448	10317	8448	10317	8448	10317	8448	
LESS THAN 15 YEARS OLD.	51160	26144	25016	41860	21409	20451	78766	41860	21409	20451	78766	41860	21409	20451	78766	41860	21409	20451	78766	41860	21409	20451	
15+ YEARS OLD.	173264	82132	91133	150538	71772	78766	150538	71772	78766	150538	71772	78766	150538	71772	78766	150538	71772	78766	150538	71772	78766	150538	
[C] : ARMED FORCES																							
TOTAL.		817	817	0	677	677	0	140	140	0	107	107	0	0	0	107	107	0	0	0	0	0	
LESS THAN 15 YEARS OLD.	0	0	0	0	0	0	0	0	0	0	0	0	0	0	0	0	0	0	0	0	0	0	
15+ YEARS OLD.	817	817	0	677	677	0	677	140	140	0	107	107	0	0	0	107	107	0	0	0	0	0	
[C] : SPANISH ORIGIN																							
TOTAL.		13617	6695	6922	13130	6455	6675	487	240	248	340	161	179	60	119	229	112	112	229	112	112	229	
LESS THAN 15 YEARS OLD.	4454	2266	2188	4283	2182	2101	4574	171	84	87	112	52	60	119	229	112	112	229	112	112	229	119	
15+ YEARS OLD.	9163	4429	4734	8847	4273	4574	8847	316	155	161	229	109	119	60	119	229	112	112	229	112	112	229	
[D] : MARCH SUPPLEMENT - UNIT COUNT																							
[C] : TOTAL PERSONS																							
TOTAL.		181358	87676	93682	157712	76688	81024	23646	10988	12658	17686	8022	9664	2697	6967	12339	5372	5372	12339	5372	5372	12339	
LESS THAN 15 YEARS OLD.	43556	22366	21190	36422	18788	17634	4574	171	84	87	112	52	60	119	229	112	112	229	112	112	229	119	
15+ YEARS OLD.	137802	65310	72492	121290	57900	63390	121290	16512	7410	9102	12339	5372	9664	2697	6967	12339	5372	5372	12339	5372	5372	12339	
[C] : CIVILIANS																							
TOTAL.		180551	86869	93682	157024	76000	81024	23527	10869	12658	17596	7932	9664	2697	6967	12339	5282	5282	12339	5282	5282	12339	
LESS THAN 15 YEARS OLD.	43556	22366	21190	36422	18788	17634	4574	171	84	87	112	52	60	119	229	112	112	229	112	112	229	119	
15+ YEARS OLD.	136995	64503	72492	120602	57212	63390	120602	16393	7291	9102	12349	5282	9664	2697	6967	12339	5282	5282	12339	5282	5282	12339	
[C] : ARMED FORCES																							
TOTAL.		807	807	0	688	688	0	119	119	0	90	90	0	0	0	90	90	0	0	0	0	0	
LESS THAN 15 YEARS OLD.	0	0	0	0	0	0	0	0	0	0	0	0	0	0	0	0	0	0	0	0	0	0	
15+ YEARS OLD.	807	807	0	688	688	0	688	119	119	0	90	90	0	0	0	90	90	0	0	0	0	0	
[C] : SPANISH ORIGIN																							
TOTAL.		17447	8561	8886	16867	8284	8583	580	277	303	348	157	191	62	129	234	114	114	234	114	114	234	
LESS THAN 15 YEARS OLD.	5695	2958	2737	5495	2862	2633	5950	200	96	104	114	52	62	129	234	114	114	234	114	114	234	129	
15+ YEARS OLD.	11752	5603	6149	11372	5422	5950	11372	380	181	199	234	105	129	62	129	234	114	114	234	114	114	129	

MATRIX:00020

MDB : DSHARCH81*USER3MOUT(1)

DOB : DSHARCH81*3MTRANSUNITD(0)

TABLE 2 POPULATION BY RACE, SEX, ORIGIN, AND RELATIONSHIP TO HEAD
[A] : [B] HOUSEHOLD RELATIONSHIP : [C] (IN THOUSANDS)

[C] : ALL PERSONS

HH RELATIONSHIP	ALL RACES		WHITE		BLACK AND OTHER		BLACK	
	TOTAL	MALE	MALE	FEMALE	MALE	FEMALE	MALE	FEMALE
TOTAL PERSONS.	225242	109093	93859	99217	15234	16932	12319	14135
FAMILY HOUSEHOLDER	60309	49406	44916	7794	4490	3109	3428	2889
NON-FAMILY HOUSEHOLDER . .	22059	9279	7820	11342	1459	1438	1245	1285
SPOUSE	49294	1821	1529	4358	293	4115	1258	3055
CHILD.	78480	41386	34490	30789	6895	6306	5629	5320
OTHER RELATIVE	8879	3963	2526	3354	1437	1562	1238	1267
NONRELATIVE.	6219	3238	2578	2579	660	403	521	319

[C] : SPANISH ORIGIN

HH RELATIONSHIP	ALL RACES		WHITE		BLACK AND OTHER		BLACK	
	TOTAL	MALE	MALE	FEMALE	MALE	FEMALE	MALE	FEMALE
TOTAL PERSONS.	13617	6695	6455	6675	240	248	161	179
FAMILY HOUSEHOLDER	3235	2418	2347	779	72	37	50	31
NON-FAMILY HOUSEHOLDER . .	671	388	372	268	16	15	11	11
SPOUSE	2403	107	101	236	6	60	5	41
CHILD.	5986	3081	2964	2803	116	103	72	74
OTHER RELATIVE	923	466	456	438	9	20	6	15
NONRELATIVE.	399	236	216	151	21	12	18	8

MATRIX:00030

MDB : DSMARCH81*USER3MOUT(1)

DDB : DSMARCH81*3MTRANSUNITD(0)

TABLE 3 WEIGHTED AND UNWEIGHT COUNTS

[A] WEIGHTED AND UNWEIGHTED : [B] PERSONS AND FAMILIES

(IN THOUSANDS)

UNWEIGHTED

TOTAL PERSONS.
TOTAL FAMILY HOUSEHOLDERS.
TOTAL UNITS.
INTERVIEWED UNITS (HIDS * GG).
HOUSEHOLDS (FAMILY & NONFAMILY HHLDRS).
TOTAL FAMILY RECORDS IN HOUSEHOLDS.
TOTAL FAMILIES(HHLD,RELATED & UNRLTD).
FAMILY HHLDRS WITH NO RELATED SUB.
FAMILY HHLDRS WITH 1+ RELATED SUBS.
UNRELATED SUBFAMILY.
RELATED SUBFAMILY.
TOTAL UNRELATED INDIVIDUALS.
NONFAMILY HOUSEHOLDER.
OTHER PERSONS LIVING WITH NO RELTYS.

WEIGHTED

181358
48360
81451
65731
65536
70474
49713
47359
1001
332
1021
20761
17176
3585

TOTAL PERSONS IN HOUSEHOLDS.
CIVILIANS 15 YEARS OLD AND OVER.
CHILDREN LESS THAN 15 YEARS OLD.
ARMED FORCES MEMBERS.
GROUP QUARTERS
TOTAL FAMILY RECORDS IN GROUP QUARTERS.
TOTAL PERSONS
CIVILIANS 15 YEARS OLD AND OVER.
CHILDREN LESS THAN 15 YEARS OLD.
ARMED FORCES MEMBERS.
NONINTERVIEWED UNITS.
TYPE A.
TYPE B-C.

224723
172854
51055
815
263
519
411
106
2
16591
2924
13667

180961
136683
43475
803
195
397
312
81
4
15720
2969
12751

NOTE: The Total Family Householders indicated on line 2 is not the total number of family records but the total number of families. To determine the total number of family records, add Total Family Records in Households and Total Family Records in Group Quarters. To determine the total number of records on the file, add the total figure for family records with the figures for Total Persons and Total Units.

Total Family Records in Households
Total Family Records in Group Quarters
Total Family Records
Total Persons
Total Units
Total Records on File

~~70,474~~
~~397~~
~~70,871~~
~~181,358~~
~~81,451~~
~~353,680~~

MATRIX:00040

MDB : DSMARCH81*USER\$HOUT(1)

DDB : DSMARCH81*3MTRANSUNITD(0)

TABLE 4 PERSONS 15+ YEARS OLD BY RACE, SEX, AND TYPE OF INCOME
[A] : [B] SOURCE OF INCOME (IN THOUSANDS)

	ALL RACES			WHITE			BLACK AND OTHER			BLACK		
	TOTAL	MALE	FEMALE	TOTAL	MALE	FEMALE	TOTAL	MALE	FEMALE	TOTAL	MALE	FEMALE
TOTAL	174081	82949	91133	151216	72449	78766	22866	10499	12366	18765	8448	10317
WITH INCOME	159487	78661	80826	139994	69420	70573	19493	9241	10253	15983	7387	8596
WAGE AND SALARY	109461	60140	49321	95785	53054	42731	13677	7086	6590	11107	5667	5440
NON-FARM SELF EMPLOYMENT	9345	6578	2767	8780	6198	2582	566	380	185	362	238	125
FARM SELF EMPLOYMENT	1908	1721	187	1857	1671	186	51	50	1	30	30	0
SOCIAL SECURITY AND RR	31049	12794	18255	27680	11387	16293	3599	1407	1962	3007	1211	1797
SUPPLEMENTAL SECURITY	3569	1122	2447	2438	776	1662	1131	346	784	1069	318	751
PUBLIC ASSISTANCE	4741	996	3746	2813	648	2165	1929	348	1581	1725	256	1468
INTEREST	95766	46352	49433	89808	43410	46398	5958	2923	3035	3951	1884	2068
DIVIDENDS, RENTAL, OR EST/TRUSTS	25255	12902	12353	24145	12329	11815	1110	572	538	708	342	346
VETERANS, UNEMP, AND WORKMEN COMP.	14592	9571	5020	12705	8394	4312	1886	1178	709	1626	1018	609
PENSIONS AND MILITARY RETIREMENT	11048	6973	4075	10311	6502	3809	736	471	266	615	393	222
ALIMONY AND OTHER MONEY INCOME	10584	3837	6747	9151	3310	5842	1433	528	905	1121	368	754
WITH NO INCOME	14594	4288	10307	11222	3029	8193	3373	1259	2114	2782	1061	1720

MATRIX:00050

MOB : DSHARCH81*USER3MOUT(1)

DOB : DSHARCH81*3MTRANSUNITD(0)

TABLE 5 FAMILIES AND UNRELATED INDIVIDUALS 15+ BY RACE AND SEX OF HEAD AND TYPE OF INCOME
[A] : [B] SOURCE OF INCOME : [C] (IN THOUSANDS)

[C] : FAMILIES

	ALL RACES		WHITE		BLACK AND OTHER		BLACK		TOTAL	
	TOTAL	MALE	TOTAL	MALE	TOTAL	MALE	TOTAL	MALE	TOTAL	MALE
TOTAL	60309	49406	52710	44916	7794	7599	6317	3428	2889	2889
WITH INCOME	60178	49311	52636	44873	7763	7541	6277	3419	2858	2858
WAGE AND SALARY	50110	41713	43921	37762	6158	6189	5072	3013	2059	2059
NON-FARM SELF EMPLOYMENT	7248	6666	6827	6309	518	421	260	203	52	52
FARM SELF EMPLOYMENT	1595	1531	1552	1491	61	43	28	26	2	2
SOCIAL SECURITY AND RR	13879	10771	12248	9858	2389	1631	1430	754	676	676
SUPPLEMENTAL SECURITY	1649	908	1076	695	381	573	546	197	348	348
PUBLIC ASSISTANCE	3570	1176	2079	840	1239	1491	1355	252	1103	1103
INTEREST	40458	35411	37662	33283	4379	2796	1958	1408	550	550
DIVIDENDS, RENTAL, OR EST/TRUSTS	13240	11798	12607	11278	1329	633	113	318	91	91
VETERANS, UNEHP, AND WORKMEN COMP.	10369	8787	9084	7885	1199	1285	1078	718	360	360
PENSIONS AND MILITARY RETIREMENT	7438	6524	6939	6151	788	499	411	297	113	113
ALIMONY AND OTHER MONEY INCOME	7269	4538	6288	4100	2189	980	809	322	488	488
WITH NO INCOME	131	65	74	43	31	58	40	10	31	31

[C] : UNRELATED INDIVIDUALS

	TOTAL	MALE	TOTAL	MALE	TOTAL	MALE	TOTAL	MALE	TOTAL	MALE
TOTAL	27133	12118	23370	10077	13292	3763	3208	1702	1506	1506
WITH INCOME	26850	11912	23026	9936	13090	3624	3092	1650	1443	1443
WAGE AND SALARY	16762	9018	14460	7028	6832	2302	1925	1157	768	768
NON-FARM SELF EMPLOYMENT	1302	957	1204	875	329	98	84	69	15	15
FARM SELF EMPLOYMENT	140	111	135	106	29	5	1	1	0	0
SOCIAL SECURITY AND RR	8820	2015	7859	1428	6231	961	875	333	541	541
SUPPLEMENTAL SECURITY	1473	349	1039	116	822	435	404	119	286	286
PUBLIC ASSISTANCE	627	230	430	137	293	197	174	80	95	95
INTEREST	15257	6201	14131	5801	8530	1126	846	433	412	412
DIVIDENDS, RENTAL, OR EST/TRUSTS	4251	1719	4041	1821	2420	210	167	79	88	88
VETERANS, UNEHP, AND WORKMEN COMP.	2937	1617	2513	1320	1194	424	392	280	112	112
PENSIONS AND MILITARY RETIREMENT	2819	845	2614	736	1878	205	185	97	88	88
ALIMONY AND OTHER MONEY INCOME	2260	1000	1972	849	1123	288	191	93	98	98
WITH NO INCOME	483	206	344	141	202	139	116	52	64	64

MATRIX:00060

DBB : DSMARCH81*3NTRANSUNITD(0) MDB : DSMARCH81*USER3MOUT(1)
TABLE 6 HOUSEHOLD AND FAMILY UNITS BY RACE, AND ORIGIN
[A] : [B] KIND OF HOUSEHOLD AND FAMILY (IN THOUSANDS)

	TOTAL	WHITE	BLACK AND OTHER	BLACK	SPANISH ORIGIN
TOTAL HOUSEHOLDS	82368	71872	10496	8847	3906
FAMILY HOUSEHOLDER	60309	52710	7599	6317	3235
MARRIED-COUPLE	49294	44860	4434	3392	2365
OTHER FAMILY, MALE HHLD	1933	1584	349	291	164
OTHER FAMILY, FEMALE HHLD	9082	6266	2816	2634	706
NONFAMILY HOUSEHOLDER	22059	19162	2897	2530	671
MALE	9279	7820	1459	1245	388
FEMALE	12780	11342	1438	1285	284
TOTAL FAMILY HHLDERS	60702	53040	7661	6368	3268
MARRIED-COUPLE	49316	44877	4439	3397	2368
OTHER FAMILY, MALE HHLD	1969	1612	357	297	173
OTHER FAMILY, FEMALE HHLD	9416	6551	2855	2673	727
TOTAL RELATED SUBFAMILIES	1236	883	353	281	144
MARRIED-COUPLE	580	459	120	70	80
FATHER-CHILD	78	43	35	33	5
MOTHER-CHILD	578	381	198	179	58
TOTAL UNRELATED FAMILIES	393	330	63	50	33
MARRIED-COUPLE	22	17	5	5	3
OTHER FAMILY, MALE HHLD	36	29	8	6	8
OTHER FAMILY, FEMALE HHLD	334	285	50	39	22
NONFAMILY HHLDERS	27347	23533	3814	3255	988
MALE	12221	10155	2065	1725	591
FEMALE	15126	13378	1748	1530	397
OTHER PERSONS LIVING WITH NO RELATIVES	5287	4371	916	725	317
MALE	2942	2336	606	479	204
FEMALE	2346	2035	310	245	113

MATRIX:00070

MDB : DSMARCH81*USER3MOUT(1)

DDB : DSMARCH81*3MTRANSUNITD(0)

TABLE 7 PERSONS 15 YEARS AND OVER BY TOTAL MONEY INCOME, RACE, AND SEX
(A) : [BJ (IN THOUSANDS)

	ALL RACES		WHITE		BLACK AND OTHER		BLACK	
	TOTAL	MALE	TOTAL	MALE	TOTAL	MALE	TOTAL	MALE
TOTAL.	174081	82949	151216	72449	22866	10499	18765	8448
NO INCOME.	14594	4288	11222	3039	3373	1259	2782	1061
TOTAL.	159487	78661	139994	69420	19493	9241	15983	7387
1 TO 1999 OR LESS.	27161	7125	23717	5800	3444	1325	2779	1083
2,000 TO 2,999	10780	3014	8898	2395	1882	619	1702	553
3,000 TO 3,999	10537	3309	8822	2633	1284	551	1063	447
4,000 TO 4,999	9200	3347	7916	2796	1112	457	954	382
5,000 TO 5,999	7947	3086	6335	2629	1043	431	819	328
6,000 TO 6,999	7353	3001	6309	2570	1446	515	1177	523
7,000 TO 7,999	10753	4739	9307	4087	1006	490	820	430
8,500 TO 9,999	8209	3787	7204	3271	1953	987	1638	825
10,000 TO 12,499	15249	7866	13296	6879	1098	644	889	529
12,500 TO 14,999	9701	5564	8603	4920	1050	435	517	331
15,000 TO 17,499	9605	6276	8554	5638	1050	435	481	308
17,500 TO 19,999	6758	1871	6149	4491	609	396	661	488
20,000 TO 24,999	10986	8917	10096	8242	891	675	291	246
25,000 TO 29,999	6251	5529	5816	5157	435	372	121	99
30,000 TO 34,999	3345	2989	3183	2853	163	136	62	51
35,000 TO 49,999	3590	3302	3455	3191	135	110	33	30
50,000 TO 74,999	1922	1805	1727	1727	83	78	0	0
75,000 AND OVER.	140	117	112	112	4	4	0	0
AGGREGATE FOR MEAN	1723*14	1178*14	1560*14	1080*14	1632*13	9713*12	1267*13	723*12
MEDIAN INCOME.	7944	12525	8211	13324	6162	8354	5842	8009
MEAN INCOME.	10809	14977	11148	15571	8376	10511	7928	9796

MATRIX:00080

MDB : DSMARCH81*USER3*HOUT(1)

DOB : DSMARCH81*3*TRANSUNITD(0)

TABLE 8 FAMILIES AND UNRELATED INDIVIDUALS 15+ BY TOTAL MONEY INCOME
[A] : [B] : [C] (IN THOUSANDS)

[C] : FAMILIES

	ALL RACES		WHITE		BLACK AND OTHER		TOTAL		BLACK	
	MALE	FEMALE	MALE	FEMALE	MALE	FEMALE	MALE	FEMALE	MALE	FEMALE
TOTAL	60309	10903	44916	7794	7599	3109	44916	7794	3109	2889
NO INCOME	131	66	43	31	58	35	43	31	35	31
UNDER 2,500	60178	10837	44873	7763	7561	3073	44873	7763	3073	2858
2,500 TO 4,999	1113	577	467	323	353	254	467	323	254	248
5,000 TO 7,499	2492	1420	1935	879	773	580	1935	879	580	548
7,500 TO 9,999	3748	1452	2388	766	748	403	2388	766	403	370
10,000 TO 12,499	3902	1199	2941	788	663	305	2941	788	305	287
12,500 TO 14,999	4393	1094	2920	666	559	235	2920	666	235	217
15,000 TO 17,499	4146	901	3240	604	509	171	3240	604	171	156
17,500 TO 19,999	4352	775	3073	530	462	140	3073	530	140	129
20,000 TO 24,999	4065	669	2639	825	803	200	2639	825	200	181
25,000 TO 29,999	8266	620	5685	530	553	89	5685	530	89	77
30,000 TO 34,999	6774	397	4760	347	423	50	4760	347	50	43
35,000 TO 39,999	5183	334	3840	225	276	32	3840	225	32	24
40,000 TO 49,999	4137	290	3580	259	297	31	3580	259	31	24
50,000 TO 59,999	2460	117	2210	111	139	6	2210	111	6	3
60,000 TO 74,999	1072	48	981	44	47	4	981	44	4	3
75,000 AND OVER	485	26	432	26	26	0	432	26	0	0
MEDIAN INCOME	20890	11753	23162	13511	13842	8196	23162	13511	8196	7972
AGGREGATE FOR MEAN	1419*14	1257*14	1168*14	1283*13	1302*13	3307*12	1168*14	1283*13	3307*12	2975*12
MEAN INCOME	23532	25457	25838	16473	17144	10638	25838	16473	10638	10302

[C] : UNRELATED INDIVIDUALS

TOTAL	27133	12118	15015	23370	10077	13292	3763	2040	1722	3208	1702	1506
NO INCOME	483	206	277	344	141	202	139	64	75	116	52	64
UNDER 2,500	26650	11912	14738	23026	9936	13090	3624	1976	1648	3092	1650	1443
2,500 TO 4,999	1917	751	1166	1462	536	926	455	215	240	395	173	222
5,000 TO 7,499	5946	1709	4237	4810	1216	3594	1137	494	643	1029	436	592
7,500 TO 9,999	4221	1590	2631	3730	1317	2413	491	273	218	494	215	189
10,000 TO 12,499	3062	1280	1783	2670	1028	1643	392	252	140	328	215	115
12,500 TO 14,999	2600	1397	1563	2601	1194	1407	358	203	156	309	177	133
15,000 TO 17,499	1904	931	973	1695	781	915	209	151	58	171	127	44
17,500 TO 19,999	1777	953	824	1578	823	754	199	130	69	159	108	52
20,000 TO 24,999	1322	738	499	1115	677	438	107	61	46	88	58	32
25,000 TO 29,999	1761	1122	619	1620	1042	578	141	100	41	113	79	34
30,000 TO 34,999	861	655	206	789	595	194	73	61	12	43	36	7
35,000 TO 39,999	420	301	119	389	284	105	31	17	14	27	14	14
40,000 TO 49,999	173	126	46	161	120	36	11	9	5	9	6	4
50,000 TO 59,999	173	137	36	167	133	33	13	4	3	6	4	3
60,000 TO 74,999	36	34	2	36	34	1	0	0	0	0	0	0
75,000 AND OVER	26	17	9	26	17	9	0	0	0	0	0	0
MEDIAN INCOME	8316	10937	6736	8753	11678	6992	5770	7262	4627	5399	7192	4475
AGGREGATE FOR MEAN	2902*13	1593*13	1309*13	2608*13	1408*13	1191*13	3025*12	1850*12	1175*12	2488*12	1507*12	980*11
MEAN INCOME	10698	13150	8719	11126	13976	8964	8042	9066	6828	7757	8860	6510

MATRIX:00090

MSDB : DSMARCH81*USER3MOUT(1)

DD8 : DSMARCH81*3MTRANSUNITD(0)

TABLE 9 WORK EXPERIENCE OF PERSONS 16 YEARS OLD AND OVER BY RACE, SEX, AND WORK EXPERIENCE
[A] : [B] WORK EXPERIENCE : [C] (IN THOUSANDS)

[C] : ALL PERSONS

	ALL RACES		WHITE		BLACK AND OTHER		BLACK			
	TOTAL	MALE	MALE	FEMALE	TOTAL	MALE	FEMALE	TOTAL	MALE	FEMALE
TOTAL 16+.	169452	80193	147371	70154	22081	10039	12042	18105	8065	10039
NO WORK EXPERIENCE	53700	15933	45467	13031	8233	2902	5332	6951	2414	4538
WITH WORK EXPERIENCE	115752	54260	101904	57122	13848	7137	6710	11153	5652	5502
WORKED FULL-TIME	90920	46301	79919	49977	11001	6354	4947	8802	4778	4034
50 - 52 WEEKS.	64936	41915	57547	37818	7389	4097	3292	5882	3186	2686
40 - 49 WEEKS.	8442	4684	7431	4331	1012	553	459	811	368	443
14 - 13 WEEKS.	12367	6731	10582	5742	1784	990	795	1454	810	644
1 - 13 WEEKS.	5174	2500	4358	2085	816	415	401	655	338	317
WORKED PART-TIME	24832	8229	21985	7146	2847	1083	1763	2352	874	1478
50 - 52 WEEKS.	8937	2814	7987	2527	950	287	663	785	213	552
40 - 49 WEEKS.	3026	943	2736	850	1876	93	208	257	81	176
14 - 39 WEEKS.	456	2515	4701	2211	4490	305	451	597	230	367
1 - 13 WEEKS.	5412	1958	4571	1558	3013	389	442	733	350	383
TOTAL 16+ WITH UNEMPLOYMENT.	21410	12072	17506	10005	3504	2067	1838	3352	1755	1596
WORKED 50 - 52 WEEKS.	925	671	829	611	96	60	36	80	51	29
WORKED LESS THAN 50 WEEKS.	17888	10383	14972	8726	2915	1657	1258	2446	1384	1062
NO WORK EXPERIENCE	2597	1018	1704	668	893	349	544	826	321	505

IC1 : SPANISH ORIGIN

[illegible]

DOB : DSMARCH81*3MTRANSUNITD(0) MDB : DSMARCH81*USER3MOUT(1)

TABLE 10 MOBILITY BY SEX, RACE, SPANISH ORIGIN, AND RESIDENCE
UNIVERSE: PERSONS
(A) : (B) MOBILITY

		ALL RACES			WHITE			BLACK AND OTHER			BLACK		
		TOTAL	MALE	FEMALE	TOTAL	MALE	FEMALE	TOTAL	MALE	FEMALE	TOTAL	MALE	FEMALE
TOTAL 'NTRI-REC'		225242	109093	116149	193075	93859	99217	32166	15234	16932	26455	12319	14135
NONMOVERS		183449	88294	95156	158224	76505	81718	25226	11788	13437	21086	9708	11378
MOVERS		38192	18956	19236	31963	15865	16098	6228	3091	3138	4779	2313	2466
NOT IN MIGRATION SAMPLE		3601	1843	1757	2888	1488	1400	712	355	357	589	298	291
		225242	109093	116149	193075	93859	99217	32166	15234	16932	26455	12319	14135
TOTAL 'R-GENMOB'		183449	88294	95156	158224	76505	81718	25226	11788	13437	21086	9708	11378
NONMOVERS		38192	18956	19236	31963	15865	16098	6228	3091	3138	4779	2313	2466
MOVERS		3601	1843	1757	2888	1488	1400	712	355	357	589	298	291
NOT IN MIGRATION SAMPLE													

APPENDIX D

Matching of March CPS Files

There are two basic limitations in linking the March CPS files across years. First, only fifty percent of the sample is included in two consecutive years. Second, the residents within the eligible housing units may have changed or appeared as noninterview records in one or both years. The result is a matched sample of considerably less than the upper limit of fifty percent. The basic procedures and variables used to link two or more March CPS files are outlined below.

1. Sample Selection.

The first step in matching year t with year $t+1$ is to select from year t those housing units with a "month in sample" value of 1 through 4, and from year $t+1$ those units with a "month in sample" value of 5 through 8. This will identify the sample subset eligible for matching. Within this subset, housing units in year t , month 1 will match only with units in year $t+1$, month 5, etc.

2. Matching Housing Units.

Using one or more variables, it is possible to uniquely identify each housing unit in each sample rotation. However, because of changes in CPS procedures, the available information for matching housing units is not always identical. Below are the variables available for matching March CPS files between 1968 and 1981.

Years: 1968-1969, 1969-1970, 1970-1971
Variables: Random Cluster Code (F6-10) and
Serial Number (F11-14)

Years: 1971-1972
Changes in CPS clustering procedures
and the accompanying change of household
identification numbers prevent matching
1971 and 1972 March CPS files.

Years: 1972-1973
The 1972 file uses 1960 random cluster
codes while the 1973 file uses 1970 random
cluster codes, thus precluding the matching
of records.

Years: 1973-1974, 1974-1975
Variables: Random Cluster Code (F7-11), Segment Number
(F12-16), and Serial Number (F217-218)

Years: 1975-1976
 Variables: 1975: Random Cluster Code (F7-11), Segment Number (F12-16), and Serial Number (F217-218)
 1976: Random Cluster Code (H35-39), Segment Number (H40-43), and Serial Number (H44-45)

Years: 1976-1977
 Variables: 1976: Random Cluster Code (H35-39), Segment Number (H40-43), and Serial Number (H44-45)
 1977: The variables were combined into a single variable identified as the Household Identification Number (H18-29)

Years: 1977-1978, 1978-1979, 1979-1980, 1980-1981, 1981-1982
 Variable: Household Identification Number (H18-29)

3. Matching Households, Families, and Persons

Although the information presented above allows matching of housing units across years, it is possible that the residents of the housing unit have changed. Consequently, it is necessary to perform additional matches to insure resident comparability. The specific variables used to match residents will vary according to the needs of the project but it is more efficient to arrange the matching in a hierarchical sequence. For example, matching on sex and race should precede matching on age or household relationship. The user should carefully work through the possible changes in household structure that might result in an inappropriate rejection of a household. For example, a husband-wife family in year t that experienced a divorce and became a female headed household in year $t+1$, would fail the test for matching sex of head. Clearly, the more criteria used in matching records will result in greater accuracy, but will also increase the expense and result in fewer matches.